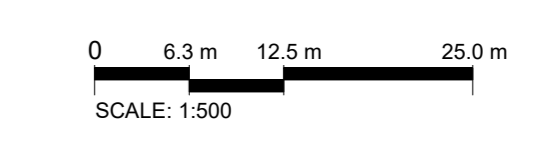


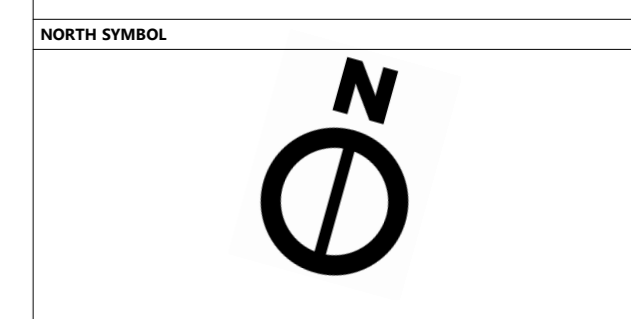
- PROPOSED FUEL OIL SUPPLY
- PROPOSED FUEL TREATMENT
- PROPOSED FUEL FORWARDING BUILDING
- PROPOSED FUEL OIL STORAGE
- PROPOSED GAS SUPPLY FROM AGI TO OCGT
- PROPOSED FUEL UNLOADING
- PROPOSED EMERGENCY DIESEL GENERATOR
- PROPOSED DENIM TANK
- PROPOSED DENIM PUMPHOUSE
- PROPOSED FIREWATER TANK
- PROPOSED FIREWATER PUMPHOUSE
- EXISTING SUBSURFACE GAS LINE
- PROPOSED AGI

- EXISTING OVERHEAD LINES
- PROPOSED PUMP OUT KIOSK
- PROPOSED GAS SKID
- PROPOSED LUBRICATION OIL AND CHEMICAL STORES
- PROPOSED PROPANE STORE
- PROPOSED FENCE TO MATCH EXISTING
- PROPOSED ACOUSTIC BARRIER 10m HIGH
- PROPOSED CO2 FIRE FIGHTING SKID
- PROPOSED STACK
- PROPOSED CEMS PLATFORM
- ACOUSTIC BARRIER 7m HIGH
- PROPOSED DISTILLATE FUEL SKID
- PROPOSED FIN FAN COOLERS
- PROPOSED GT ENCLOSURE
- PROPOSED LUBE OIL SKID
- PROPOSED GANTRY
- PROPOSED HARDSTANDING MAINTENANCE AREA
- PROPOSED AIR INTAKE
- PROPOSED ELECTRICAL ROOMS
- PROPOSED CIRCUIT BREAKER
- PROPOSED SWITCHYARD
- PROPOSED MAIN TRANSFORMER
- PROPOSED ANCILLARY TRANSFORMERS
- PROPOSED ACOUSTIC BARRIER 8m HIGH
- PROPOSED AUX TRANSFORMER

Proposed Site Plan Tynagh OCGT
1 : 500



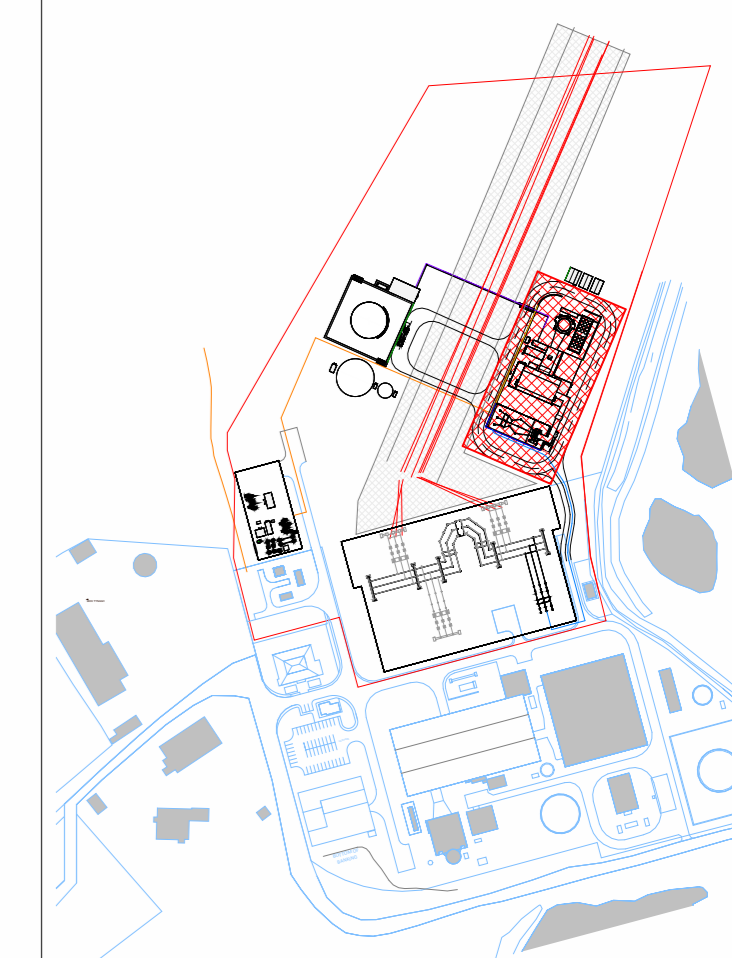
DISCLAIMER:
TODD Architects confirm that this document is for use only as approved contract documents for a construction project. Controlled document format includes original hard copy drawings issued by TODD Architects, or unprinted PDF/IMG images of drawings received from TODD Architects.
TODD Architects cannot ensure the accuracy of drawings, used in an uncontrolled document format, which may be altered or reproduced as a result of human error on the part of the recipient, or as a result of the incompatibility of computer systems when opening or printing computer aided drawings. Uncontrolled document formats include, computer aided design files, prints which have been issued by the recipient from uncontrolled file servers, photographs of original hard copy drawings from TODD Architects, or drawings supplied to TODD Architects for information purposes only.
TODD Architects accept no responsibility for any loss or damage arising as a result of reliance by the recipient on any third party uncontrolled document format, or the contents of such information of any discrepancy.
Contractors are responsible for the verification of all dimensions on site and the customer is to be advised of any discrepancy.
Do not scale from this drawing.
Use figured dimensions only.




- LEGEND:**
- SITE BOUNDARY
 - TOTAL AREA 13.630Acre (55162.0925sqm)
 - OVERHEAD LINES
 - EXISTING GAS LINE
 - PROPOSED FENCING TO MATCH EXISTING
 - LOCATION OF PROPOSED ACCESS GATE
 - ADJOINING LAND IN THE OWNERSHIP/CONTROL OF TYNAGH ENERGY LIMITED

02.08.21	Issued for Sale	1000																		
08.08.22	Issued for Comments	1000																		
Client	EP ENERGY DEVELOPMENTS Ltd.																			
Project Name	TYNAGH NORTH																			
Drawing Title	PROPOSED SITE PLAN																			
<table border="1"> <tr> <td>08/06/23</td> <td>Drawn by</td> <td>BS</td> <td>Checked by</td> <td>PL</td> <td>Scale</td> <td>As Indicated</td> <td>Project No.</td> <td>A0</td> </tr> <tr> <td>21024</td> <td>Project</td> <td></td> <td>21024</td> <td>Application</td> <td></td> <td></td> <td></td> <td></td> </tr> </table>			08/06/23	Drawn by	BS	Checked by	PL	Scale	As Indicated	Project No.	A0	21024	Project		21024	Application				
08/06/23	Drawn by	BS	Checked by	PL	Scale	As Indicated	Project No.	A0												
21024	Project		21024	Application																
TODD TODD Architects 2nd Floor, 100m House, 5 Queens Road, Belfast, BT1 9EQ T: +44 (0) 28 9024 1507 E: info@toddarchitects.com																				
TYN-TOD-ZZ-ZZ-DR-A-1004 © TODD Architects Ltd. All rights reserved.																				

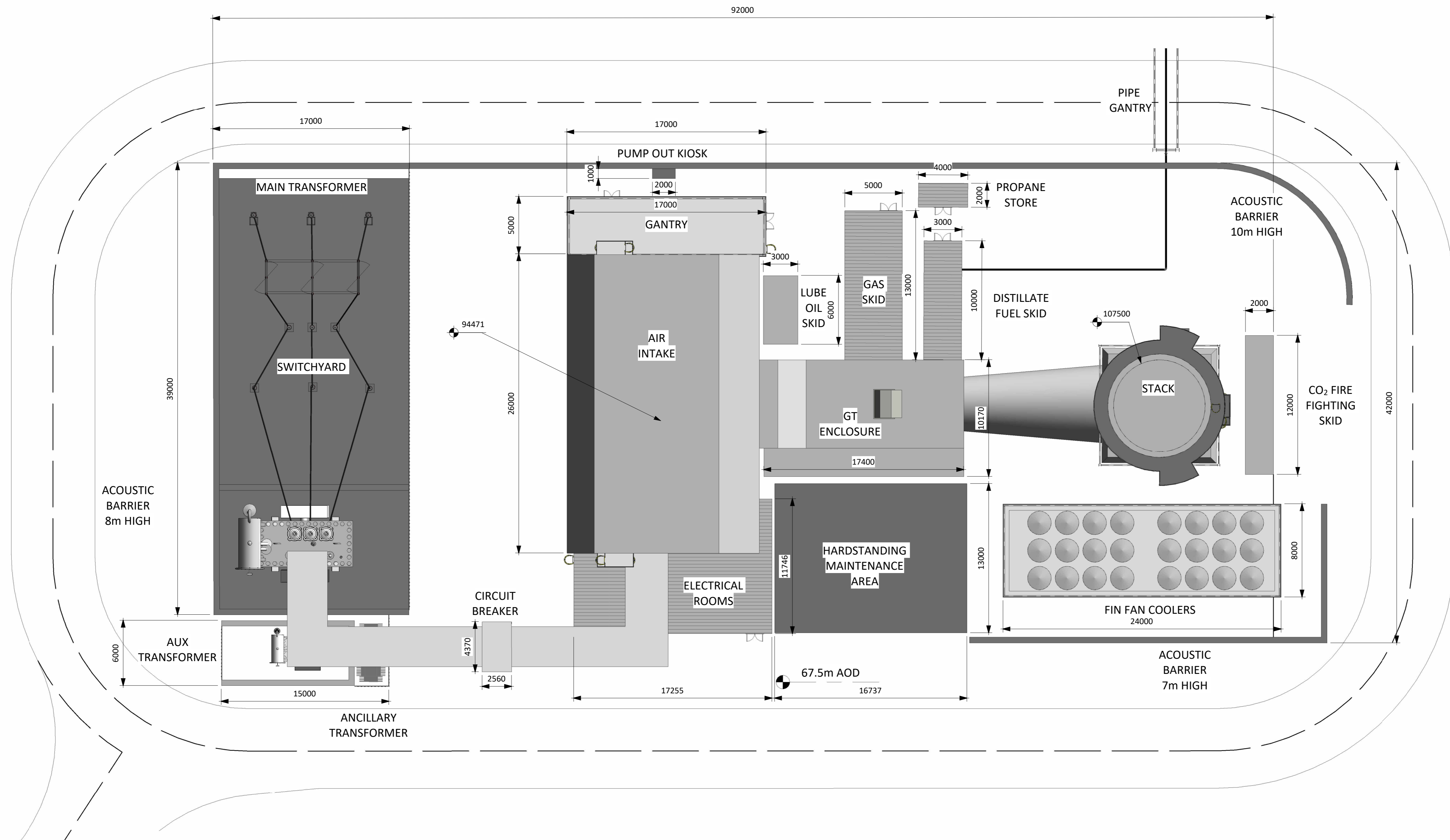
NOTES:



OCGT Key Plan
1:5000



Ground Level & FFL
67500 AOD



1 OCGT Plan
1:200

R6.0	FOR PLANNING	AO1	DTW	HHE	10.08.23
R5.0	FOR PLANNING	AO1	DTW	HHE	07.08.23
R4.0	PRELIMINARY	EMC	AO1	HHE	08.02.23
R3.0	PRELIMINARY	DTW	AO1	HHE	25.01.23
R2.0	PRELIMINARY	DTW	AO1	HHE	05.01.23
R1.0	PRELIMINARY	DTW	AO1	HHE	22.12.22
REV.	DETAILS OF REVISION	DRAWN	CHKD	APR	DATE

FICHTNER
CONSULTING ENGINEERS LIMITED
92 George's Street Lower
Dun Laoghaire
Co Dublin, A96 VR66
Tel: +353 (1) 506 0632
Website: www.fichtner.ie

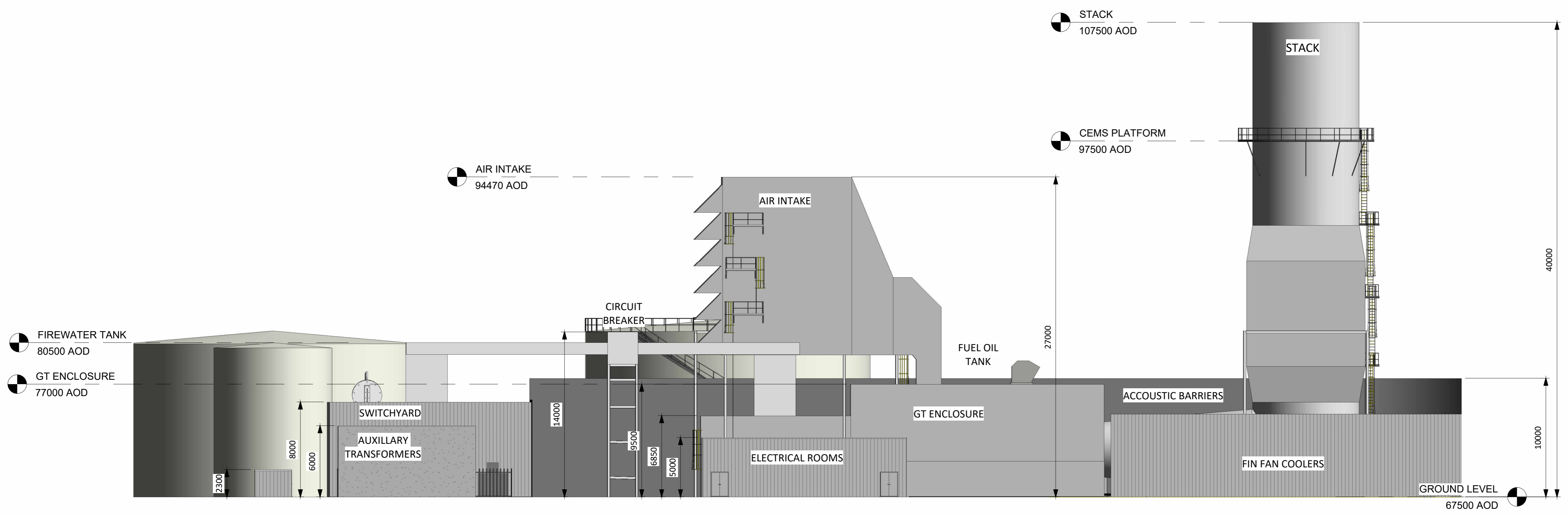
CLIENT: EPED
SITE: TYNAGH NORTH
PROJECT: TYNAGH NORTH
TITLE: OCGT PLAN

TODDS DRAWING No.:

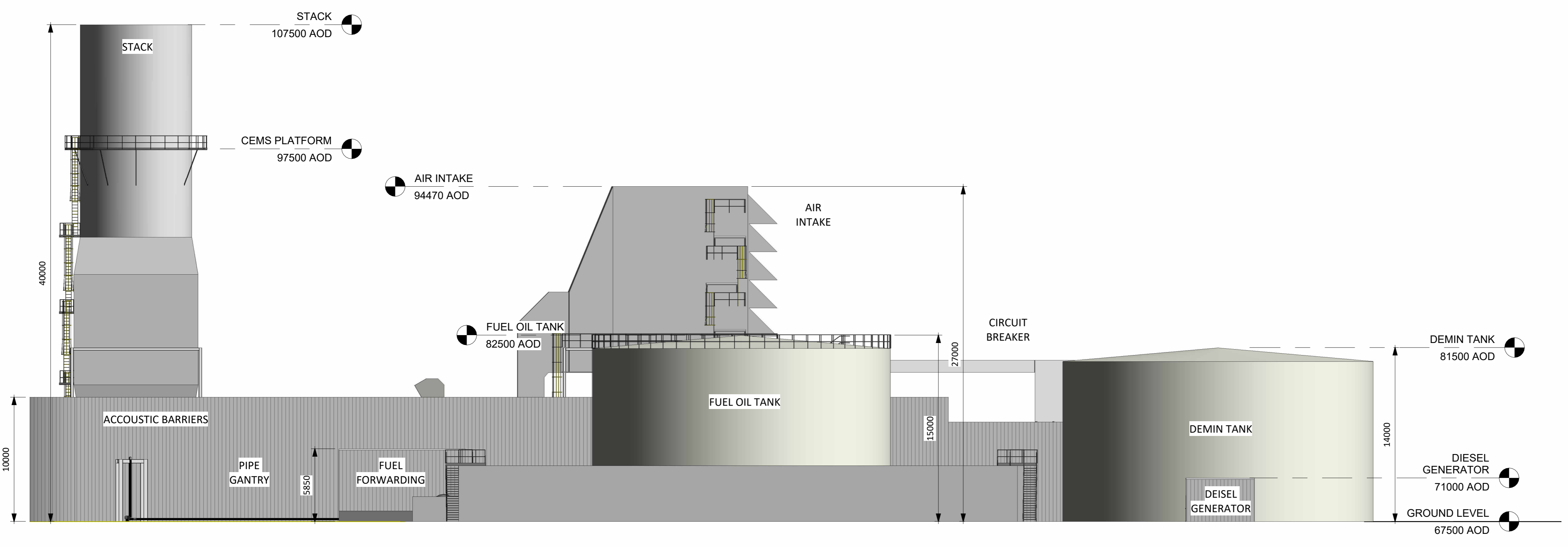
DRAWING STATUS:	FOR PLANNING
DRAWN BY:	DTW
CHECKED BY:	AO1
APPROVED BY:	HHE
DATE:	21.12.22
DATE:	21.12.22
DATE:	21.12.22
FILENAME:	S3577-8910-0001DW Tynagh North OCGT R8.0
OFFICE OF ISSUE:	DUBLIN
SHEET SIZE:	A1
SCALE:	1:200
FICHTNER DRAWING No.:	S3577-8310-0004
REVISION:	R6.0

Sheet 1 of 1





1 East
1 : 200



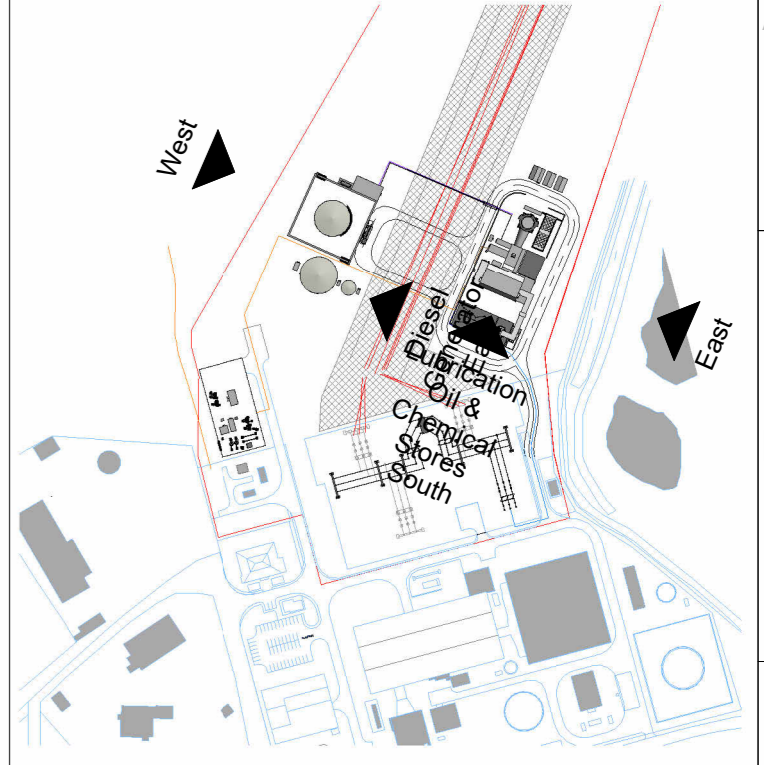
2 OCGT West
1 : 200



ALL INFORMATION ON THIS DRAWING IS SUBJECT TO REVISION AT DETAILED DESIGN

DO NOT SCALE

NOTES:



OCGT Key Plan
1 : 5000

R6.0	FOR PLANNING	AO1	DTW	HHE	10.08.23
R5.0	FOR PLANNING	AO1	DTW	HHE	07.08.23
R4.0	PRELIMINARY	AO1	DTW	HHE	06.08.23
R3.0	PRELIMINARY	DTW	AO1	HHE	25.01.23
R2.0	PRELIMINARY	DTW	AO1	HHE	05.01.23
R1.0	PRELIMINARY	DTW	AO1	HHE	22.12.22
REV.	DETAILS OF REVISION	DRAWN	CHKD	APR	DATE

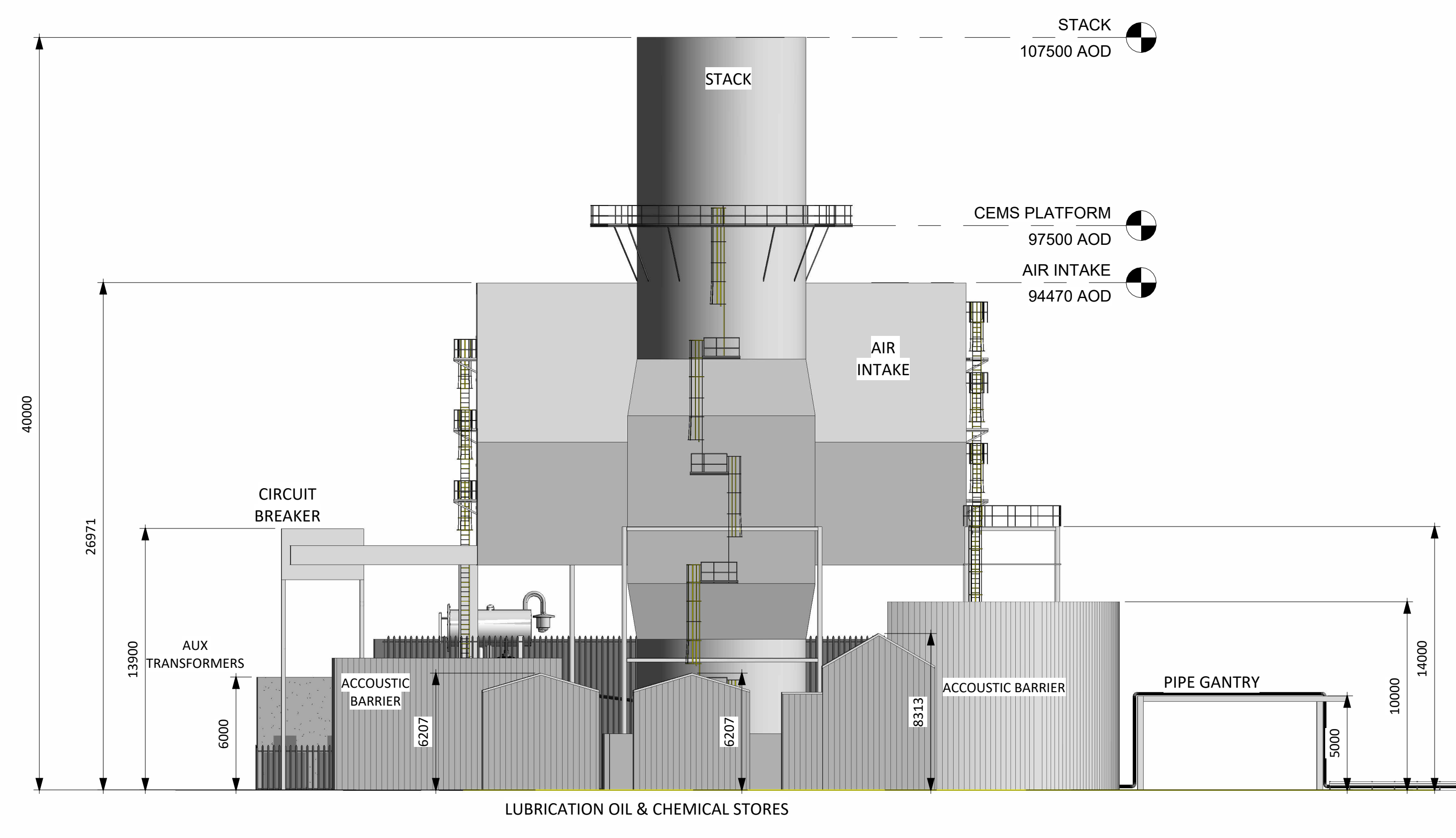
FICHTNER
CONSULTING ENGINEERS LIMITED
92 George's Street Lower
Dun Laoghaire
Co Dublin, A96 VR66
Tel: +353 (1) 506 0632
Website: www.fichtner.ie

CLIENT: EPED
SITE: TYNAGH NORTH
PROJECT: TYNAGH NORTH
TITLE: OCGT EAST & WEST ELEVATIONS

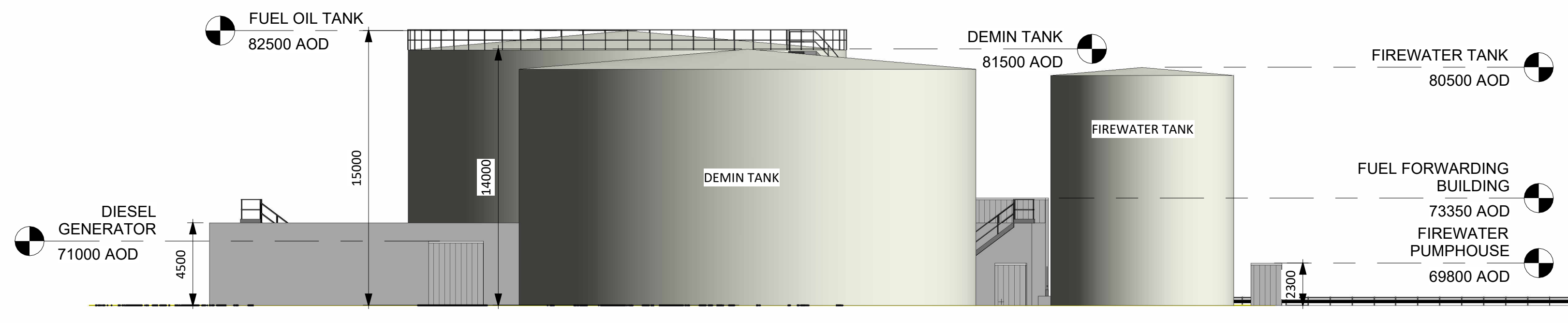
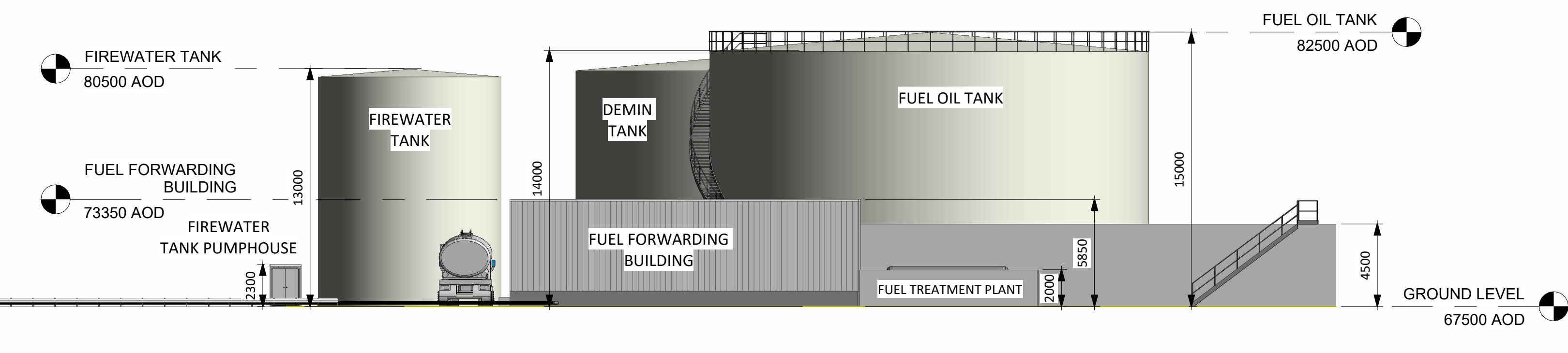
TODDS DRAWING No.:

DRAWN BY:	DTW	DATE:	14.12.22
CHECKED BY:	AO1	DATE:	14.12.22
APPROVED BY:	HHE	DATE:	14.12.22
FILENAME:	S3577-8910-0001DW Tynagh North OCGT R8.0		
OFFICE OF ISSUE:	DUBLIN		
SHEET SIZE:	A1	SCALE:	1:200

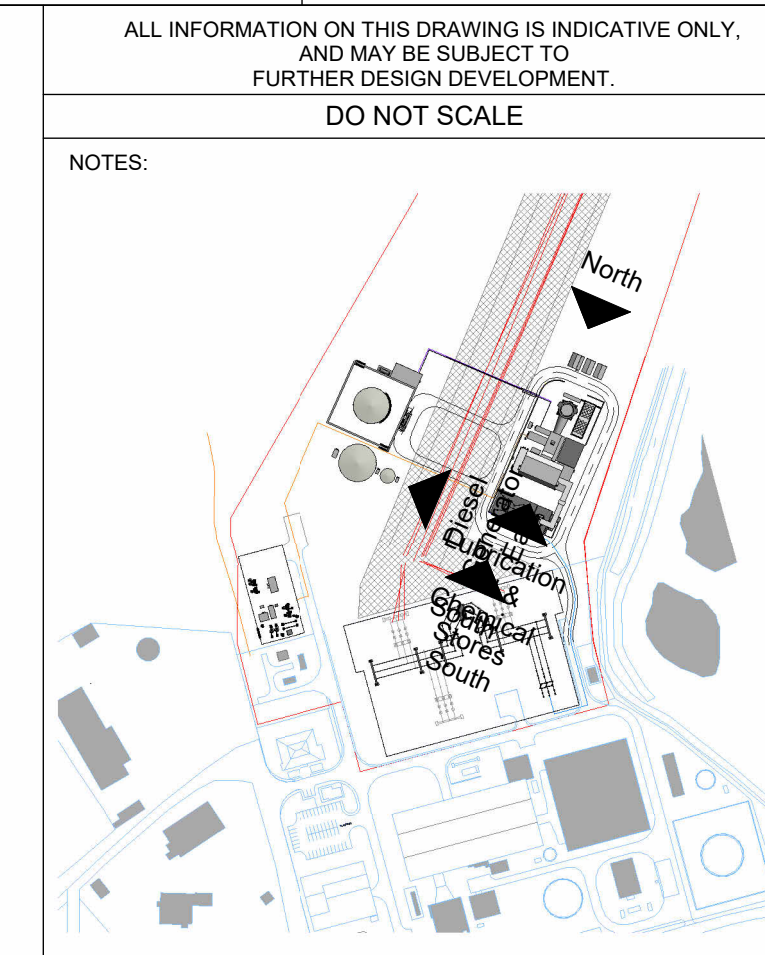
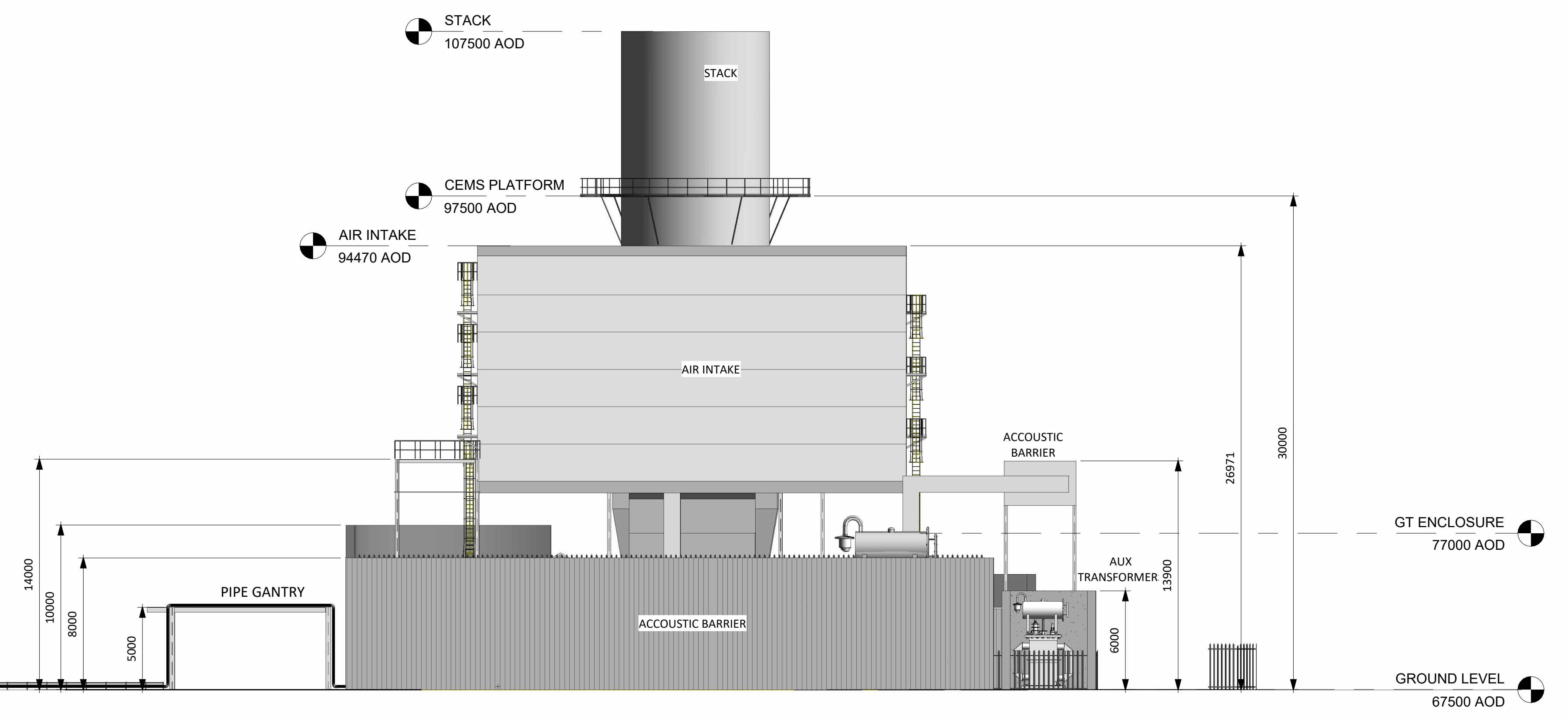
FICHTNER DRAWING No.: S3577-8330-0001
Sheet 1 of 1
REVISION: R6.0



1 North
1:200



2 South
1:200



OCGT Key Plan
1:5000

ALL INFORMATION ON THIS DRAWING IS INDICATIVE ONLY.
AND MAY BE SUBJECT TO
FURTHER DESIGN DEVELOPMENT.
DO NOT SCALE

NOTES:

REV	DETAILS OF REVISION	DRAWN	CHKD	APPR	DATE
R7.0	FOR PLANNING	AD1	DTW	HHE	10.08.23
R6.0	FOR PLANNING	AD1	DTW	HHE	07.08.23
R5.0	PRELIMINARY	AD1	DTW	HHE	06.06.23
R4.0	PRELIMINARY	EMC	AD1	HHE	08.02.23
R3.0	PRELIMINARY	DTW	AD1	HHE	05.01.23
R2.0	PRELIMINARY	DTW	AD1	HHE	05.01.23
R1.0	PRELIMINARY	DTW	AD1	HHE	22.12.22

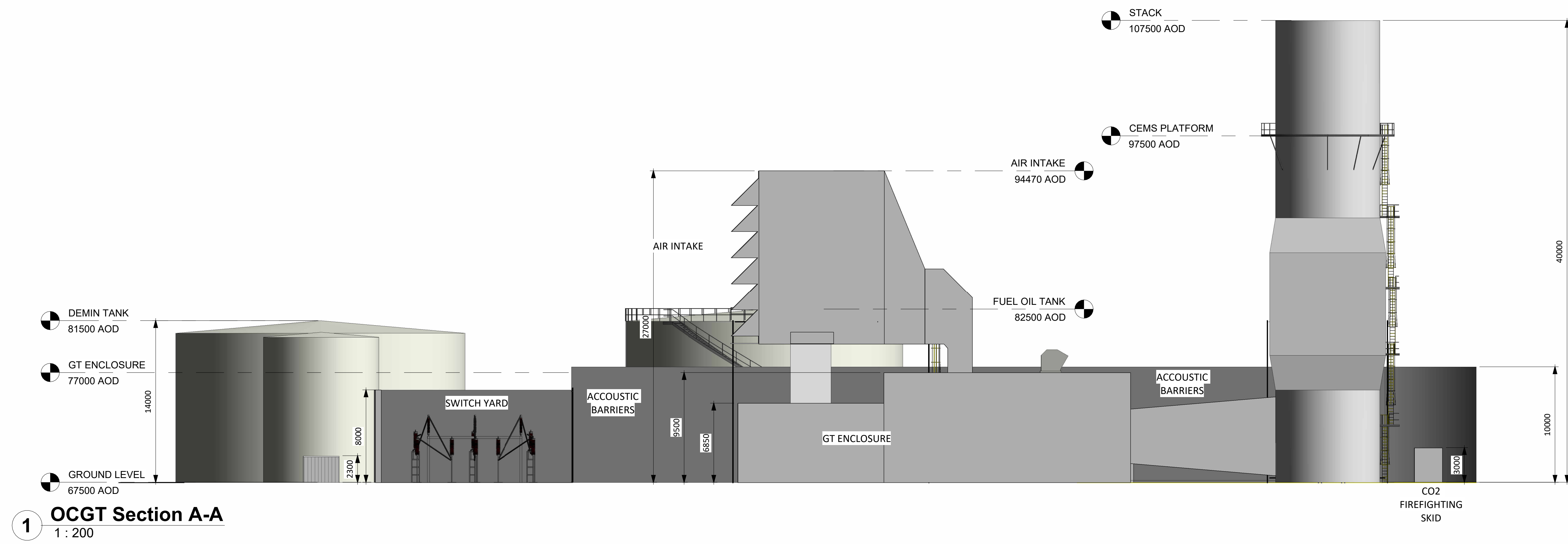
FICHTNER
CONSULTING ENGINEERS LIMITED
92 George's Street Lower
Dun Laoghaire
Co. Dublin, A98 V866
Tel: +353 (1) 508 0632
Website: www.fichtner.ie

CLIENT: EPED
SITE: TYNAGH NORTH
PROJECT: TYNAGH NORTH
TITLE: OCGT NORTH & SOUTH ELEVATIONS

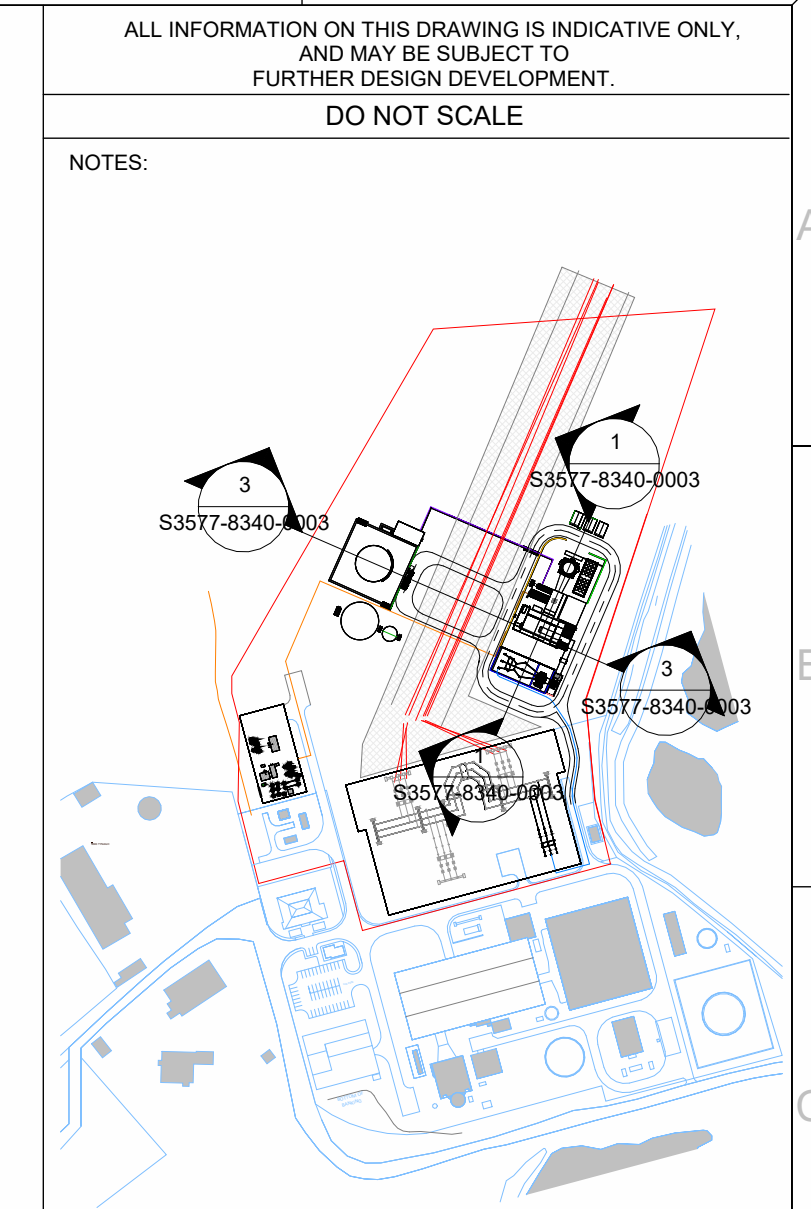
DRAWING STATUS: FOR PLANNING
DRAWN BY: DTW DATE: 14.12.22
CHECKED BY: AD1 DATE: 14.12.22
APPROVED BY: HHE DATE: 14.12.22
FILENAME: S3577-8330-0001DW Tynagh North OCGT NB.0
OFFICE OF ISSUE: DUBLIN
SHEET SIZE: A0 SCALE: 1:200

DRAWING No.: S3577-8330-0002
Sheet 01
REVISION: R7.0





1 OCGT Section A-A
1 : 200



OCGT Key Plan
1 : 5000

ALL INFORMATION ON THIS DRAWING IS INDICATIVE ONLY AND MAY BE SUBJECT TO FURTHER DESIGN DEVELOPMENT.
DO NOT SCALE.

NOTES:

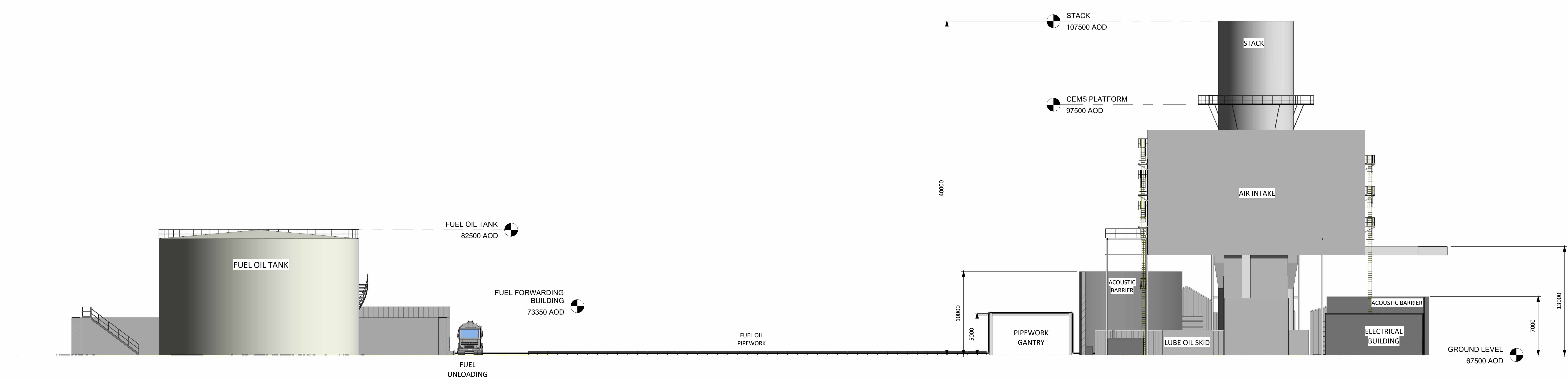
R5.0 FOR PLANNING	AD1	DTW	MHE	10.08.23	
R4.0 FOR PLANNING	AD1	DTW	MHE	08.08.23	
R3.0 FOR PLANNING	AD1	DTW	MHE	06.06.23	
R2.0 FOR PLANNING	EMC	AD1	MHE	08.02.23	
R1.0 FOR PLANNING	DTW	AD1	MHE	25.01.23	
REV	DETAILS OF REVISION	DRAWN	CHKD	APPR	DATE

FICHTNER
CONSULTING ENGINEERS LIMITED
92 George's Street Lower
Dun Laoghaire
Co. Dublin, A98 V866
Tel: +353 (1) 508 0632
Website: www.fichtner.ie

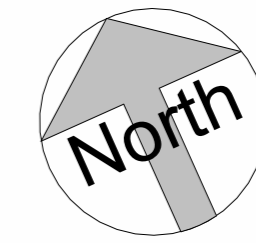
CLIENT: EPED
SITE: TYNAGH NORTH
PROJECT: TYNAGH NORTH
TITLE: OCGT SECTIONS

DRAWING STATUS:	FOR PLANNING	DATE:	25.01.23
DRAWN BY:	DTW	CHECKED BY:	AD1
APPROVED BY:	MHE	DATE:	25.01.23
FILENAME:	S3577-8340-0001DW Tynagh North OCGT R8.0	OFFICE OF ISSUE:	DUBLIN
SHEET SIZE:	A0	SCALE:	1:200
DRAWING No.:	S3577-8340-0003	REVISION:	R5.0

GRAPHIC SCALE 1:200



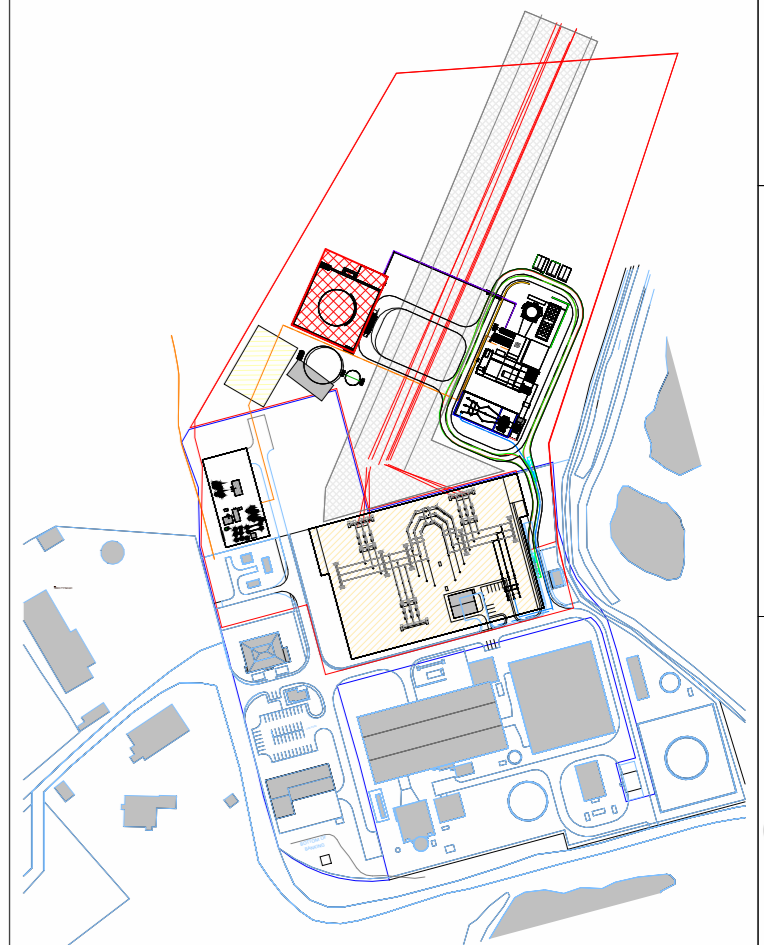
3 OCGT Section B-B
1 : 200



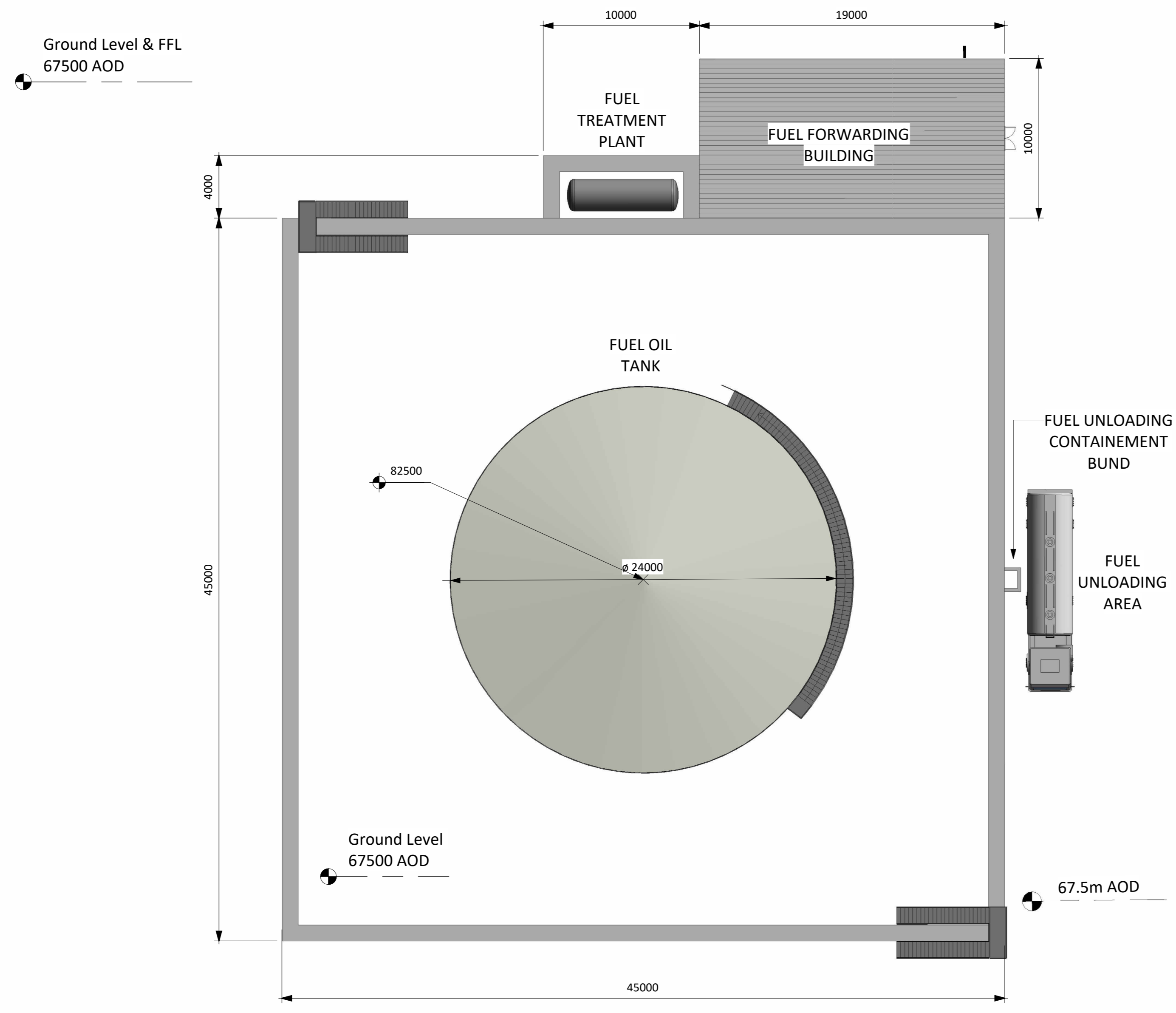
ALL INFORMATION ON THIS DRAWING IS SUBJECT TO REVISION AT DETAILED DESIGN

DO NOT SCALE

NOTES:



Fuel Unloading Plan
1 : 5000



5 Fuel Storage, Treatment and Unloading Plan
1 : 200

R3.0	FOR PLANNING	AO1	DTW	HHE	10.08.23
R2.0	FOR PLANNING	AO1	DTW	HHE	07.08.23
R1.0	PRELIMINARY	DTW	AO1	HHE	25.01.23
REV.	DETAILS OF REVISION	DRAWN	CHKD	APR	DATE


FICHTNER
CONSULTING ENGINEERS LIMITED
92 George's Street Lower
Dun Laoghaire
Co Dublin, A96 VR66
Tel: +353 (1) 506 0632
Website: www.fichtner.ie

CLIENT: EPED
SITE: TYNAGH NORTH
PROJECT: TYNAGH NORTH
TITLE: PROPOSED FUEL STORAGE, TREATMENT & UNLOADING AREA PLAN

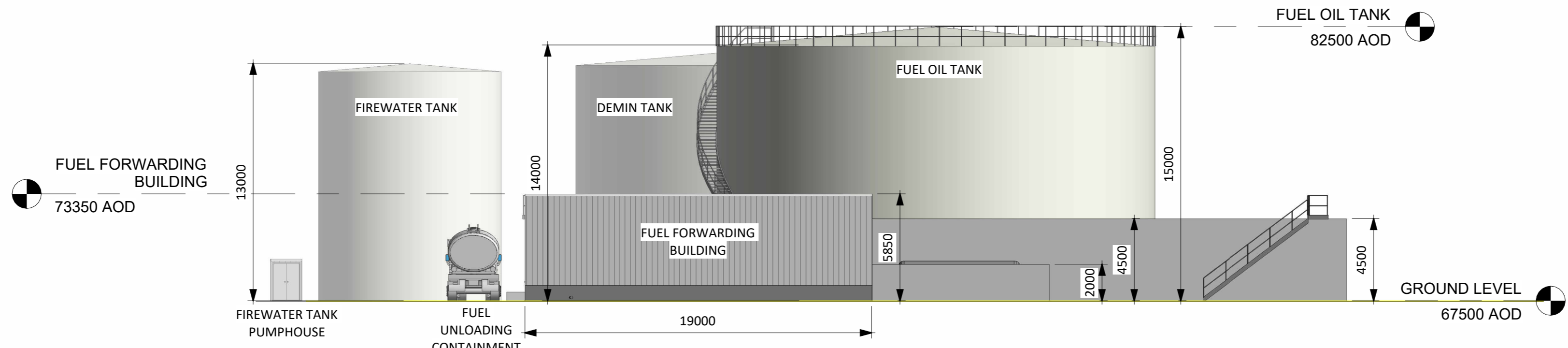
TODDS DRAWING No.:

DRAWING STATUS:	FOR PLANNING	
DRAWN BY:	DTW	DATE: 25.01.23
CHECKED BY:	AO1	DATE: 25.01.23
APPROVED BY:	HHE	DATE: 25.01.23
FILENAME:	S3577-8910-0001DW Tynagh North OCGT R8.0	
OFFICE OF ISSUE:	DUBLIN	
SHEET SIZE:	A1	SCALE: 1:200
FICHTNER DRAWING No.:	S3577-8310-0005	REVISION: R3.0

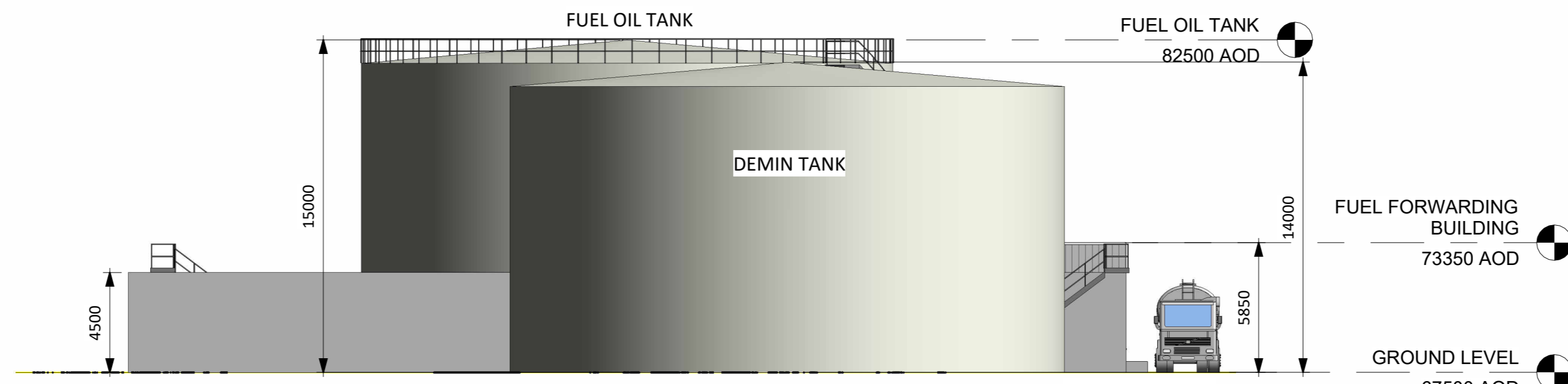
Sheet 1 of 1



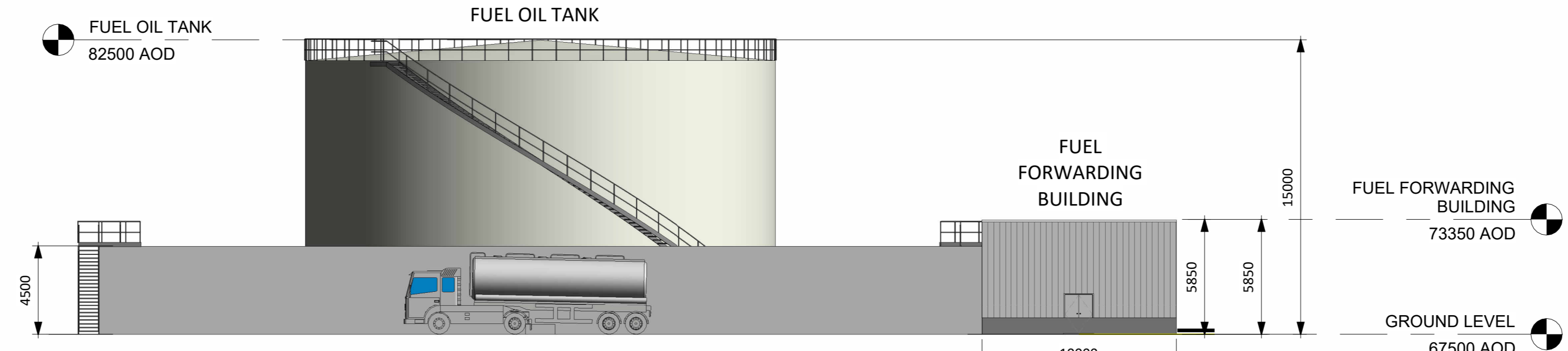
Ground Level & FFL
67500 AOD



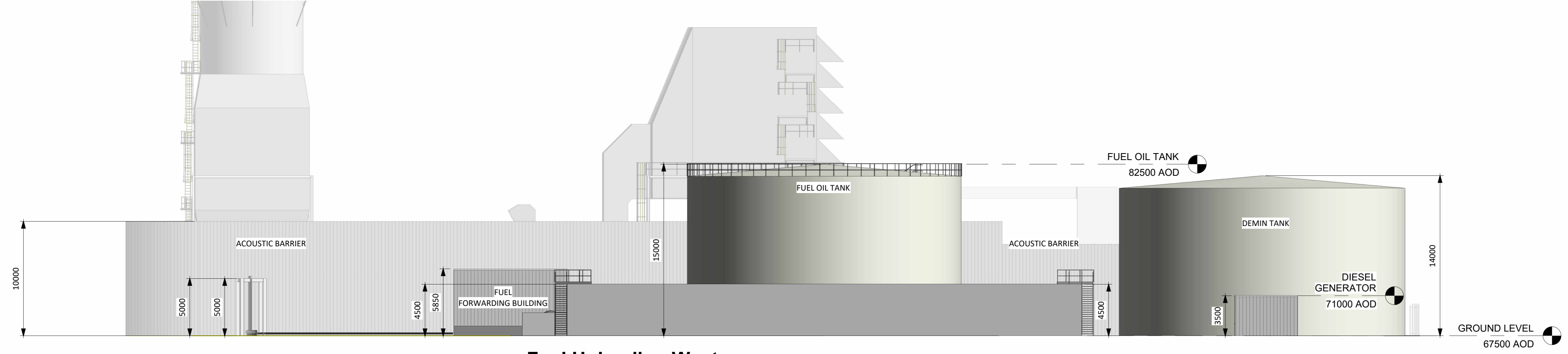
1 Fuel Unloading North
1 : 200



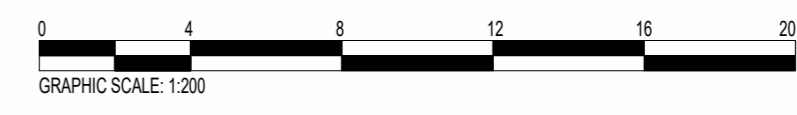
2 Fuel Unloading South
1 : 200



3 Fuel Unloading East
1 : 200



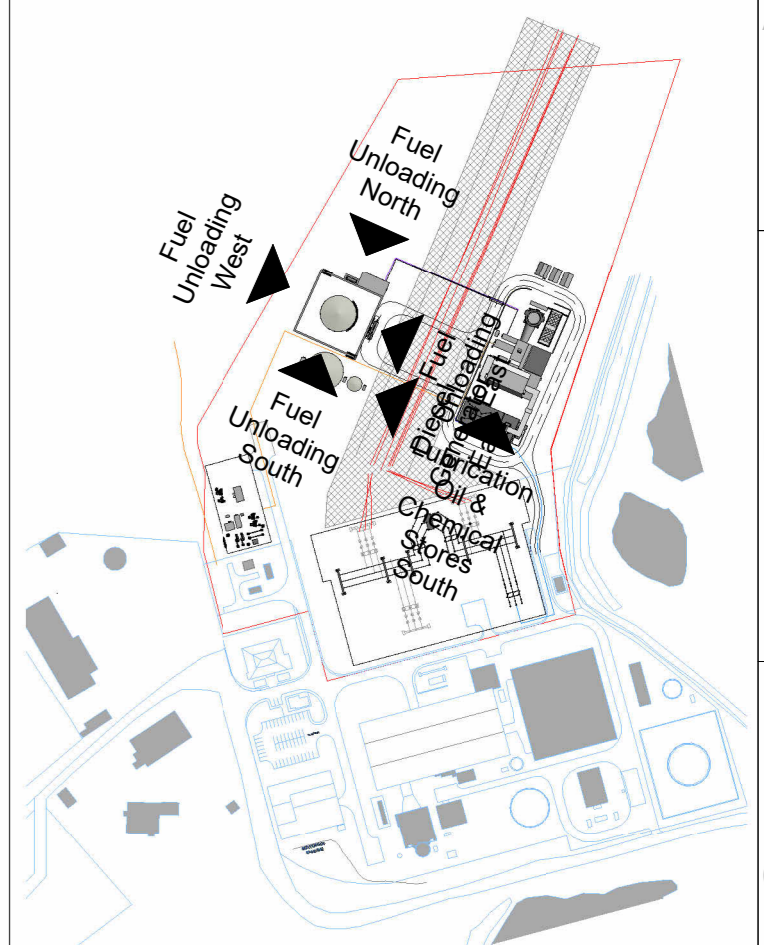
4 Fuel Unloading West
1 : 200



ALL INFORMATION ON THIS DRAWING IS SUBJECT TO REVISION AT DETAILED DESIGN

DO NOT SCALE

NOTES:



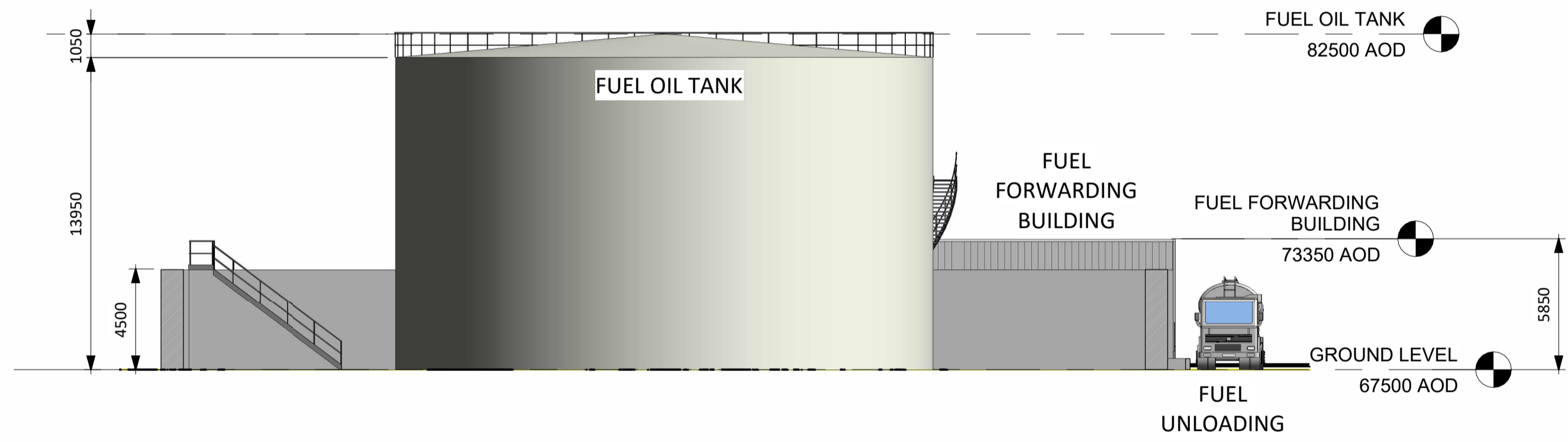
Fuel Unloading Key Plan
1 : 5000

REV.	DETAILS OF REVISION	DRAWN	CHKD	APR	DATE
R7.0	FOR PLANNING	AO1	DTW	HHE	10.08.23
R6.0	FOR PLANNING	AO1	DTW	HHE	07.08.23
R5.0	PRELIMINARY	AO1	DTW	HHE	06.06.23
R4.0	PRELIMINARY	EMC	AO1	HHE	08.02.23
R3.0	PRELIMINARY	DTW	AO1	HHE	25.01.23
R2.0	PRELIMINARY	DTW	AO1	HHE	05.01.23
R1.0	PRELIMINARY	DTW	AO1	HHE	22.12.22

FICTNER
CONSULTING ENGINEERS LIMITED
92 George's Street Lower
Dun Laoghaire
Co Dublin, A96 VR66
Tel: +353 (1) 506 0632
Website: www.fichtner.ie

CLIENT: EPED
SITE: TYNAGH NORTH
PROJECT: TYNAGH NORTH
TITLE: FUEL STORAGE, TREATMENT & UNLOADING AREA ELEVATIONS

TODDS DRAWING No.:
DRAWING STATUS: FOR PLANNING
DRAWN BY: DTW DATE: 14.12.22
CHECKED BY: AO1 DATE: 14.12.22
APPROVED BY: HHE DATE: 14.12.22
FILENAME: S3577-8910-0001DW Tynagh North OCGT R8.0
OFFICE OF ISSUE: DUBLIN
SHEET SIZE: A1 SCALE: 1:200
FICTNER DRAWING No.: S3577-8330-0004 REVISION: R7.0
Sheet 1 of 1

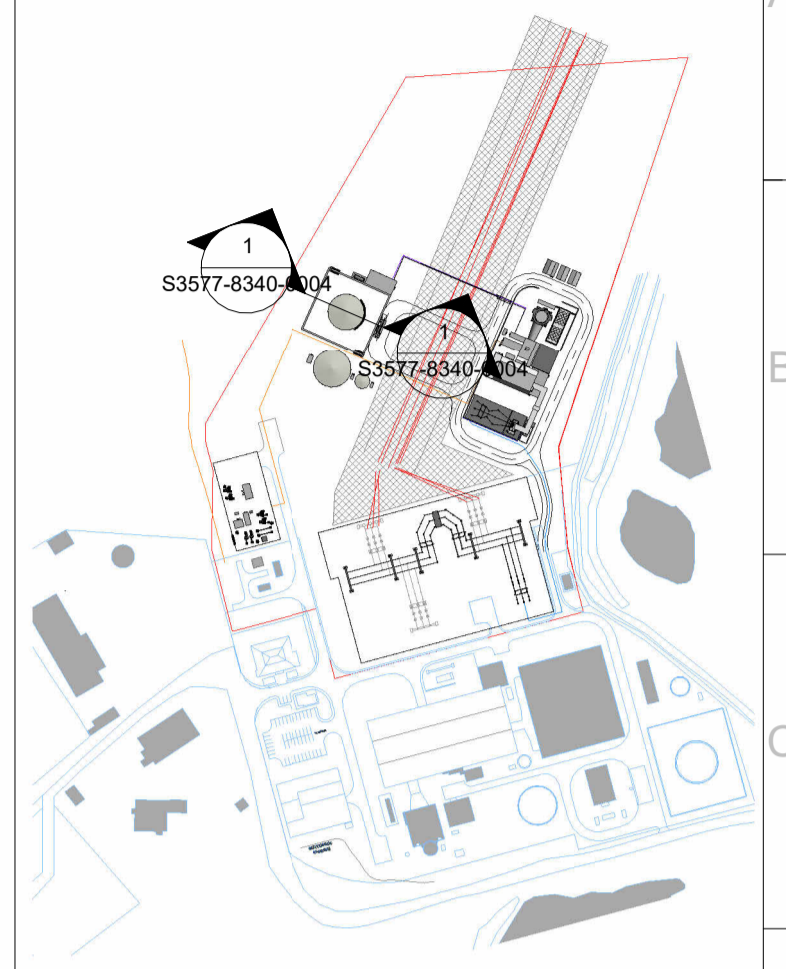


1 Fuel Unloading Section
1 : 200

ALL INFORMATION ON THIS DRAWING IS INDICATIVE ONLY,
AND MAY BE SUBJECT TO
FURTHER DESIGN DEVELOPMENT.

DO NOT SCALE

NOTES:



Fuel Unloading Key Plan
1 : 5000

R5.0	FOR PLANNING	AO1	DTW	HHE	10.08.23
R4.0	FOR PLANNING	AO1	DTW	HHE	07.08.23
R3.0	FOR PLANNING	AO1	DTW	HHE	06.06.23
R2.0	FOR PLANNING	EMC	AO1	HHE	08.02.23
R1.0	FOR PLANNING	DTW	AO1	HHE	25.01.23
REV.	DETAILS OF REVISION	DRAWN	CHKD	APR	DATE

FICHTNER
CONSULTING ENGINEERS LIMITED

92 George's Street Lower
Dun Laoghaire
Co Dublin, A96 VR66
Tel: +353 (1)506 0632
Website: www.fichtner.ie

CLIENT: **EPED**

SITE: **TYNAGH NORTH**

PROJECT: **TYNAGH NORTH**

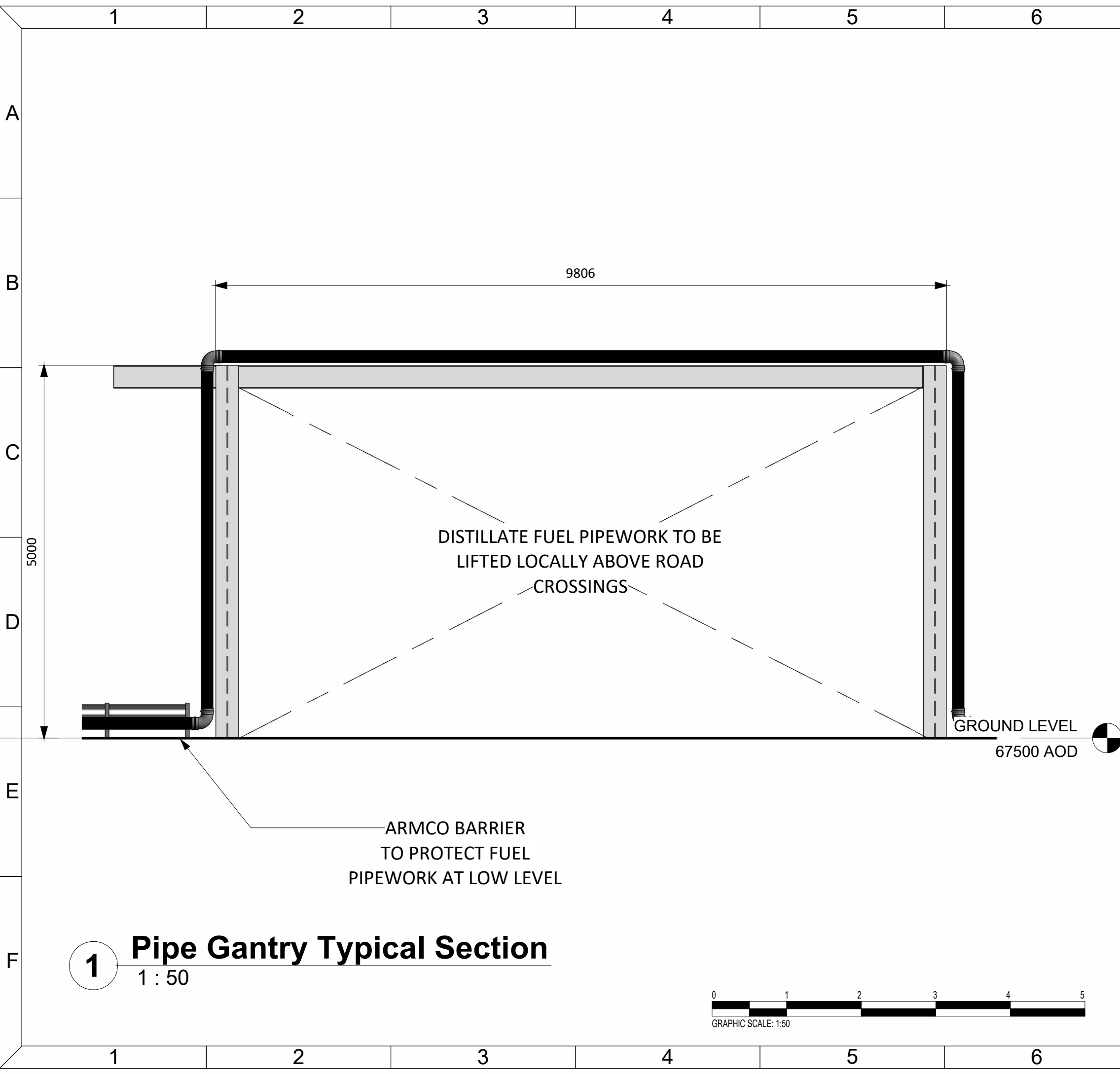
TITLE:
**FUEL STORAGE, TREATMENT & UNLOADING
AREA
SECTION**

DRAWING STATUS: FOR PLANNING		
DRAWN BY:	DTW	DATE: 25.01.23
CHECKED BY:	AO1	DATE: 25.01.23
APPROVED BY:	HHE	DATE: 25.01.23

FILENAME: S3577-8910-0001DW Tynagh North OCGT R8.0
OFFICE OF ISSUE: DUBLIN

SHEET SIZE: A2 SCALE: 1:200
DRAWING No.: **S3577-8340-0004** REVISION: **R5.0**





ALL INFORMATION ON THIS DRAWING IS INDICATIVE ONLY, AND MAY BE SUBJECT TO FURTHER DESIGN DEVELOPMENT.

DO NOT SCALE

NOTES:

R7.0	FOR PLANNING	AO1	DTW	HHE	10.08.23
R6.0	FOR PLANNING	AO1	DTW	HHE	07.08.23
R5.0	PRELIMINARY	AO1	DTW	HHE	06.06.23
R4.0	PRELIMINARY	EMC	AO1	HHE	08.02.23
R3.0	PRELIMINARY	DTW	AO1	HHE	25.01.23
R2.0	PRELIMINARY	DTW	AO1	HHE	05.01.23
R1.0	PRELIMINARY	DTW	AO1	HHE	22.12.22
REV.	DETAILS OF REVISION	DRAWN	CHKD	APR	DATE

FICHTNER
CONSULTING ENGINEERS LIMITED

92 George's Street Lower
Dun Laoghaire
Co Dublin, A96 VR66
Tel: +353 (1)506 0632
Website: www.fichtner.ie

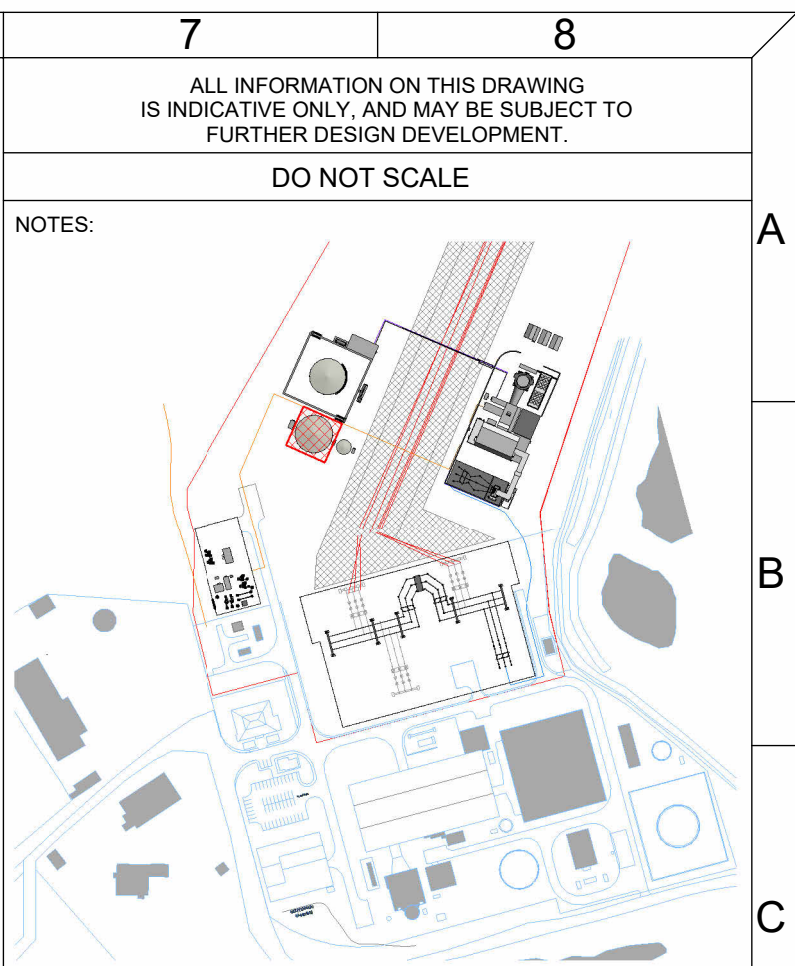
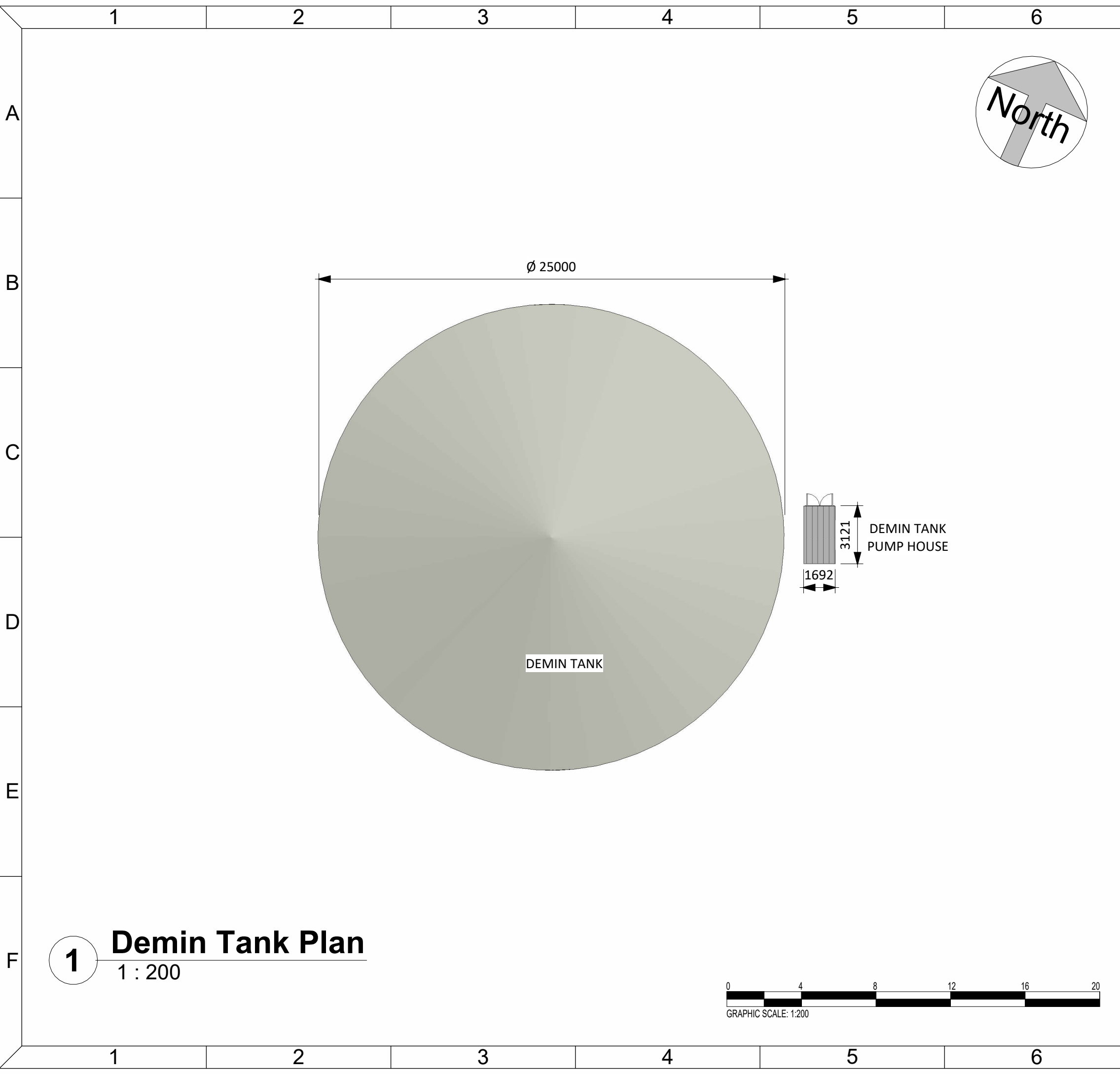
CLIENT:	EPED
SITE:	TYNAGH NORTH
PROJECT:	TYNAGH NORTH
TITLE:	DISTILLATE PIPE GANTRY TYPICAL SECTION

DRAWING STATUS:	FOR PLANNING	
DRAWN BY:	DTW	DATE: 21.12.22
CHECKED BY:	AO1	DATE: 21.12.22
APPROVED BY:	HHE	DATE: 21.12.22
FILENAME:	S3577-8910-0001DW Tynagh North OCGT R8.0	
OFFICE OF ISSUE:	DUBLIN	
SHEET SIZE:	A3	SCALE: 1:50

DRAWING No.: **S3577-8340-0002** Sheet 1 Of 1 REVISION: **R7.0**

1 Pipe Gantry Typical Section
1 : 50





Demin Tank Key Plan
1 : 5000

R3.0	PRELIMINARY	DTW	AO1	HHE	10.08.23
REV.	DETAILS OF REVISION	DRAWN	CHKD	APR	DATE

FICHTNER
CONSULTING ENGINEERS LIMITED

92 George's Street Lower
Dun Laoghaire
Co Dublin, A96 VR66
Tel: +353 (1)506 0632
Website: www.fichtner.ie

CLIENT: **EPED**

SITE: **TYNAGH NORTH**

PROJECT: **TYNAGH NORTH**

TITLE: **DEMINERALISED WATER STORAGE TANK & PUMPHOUSE PLAN**

DRAWING STATUS:	FOR PLANNING	
DRAWN BY:	DTW	DATE: 14.12.22
CHECKED BY:	AO1	DATE: 14.12.22
APPROVED BY:	HHE	DATE: 14.12.22
FILENAME:	S3577-8910-0001DW Tynagh North OCGT R8.0	
OFFICE OF ISSUE:	DUBLIN	
SHEET SIZE:	A3	SCALE: 1:200

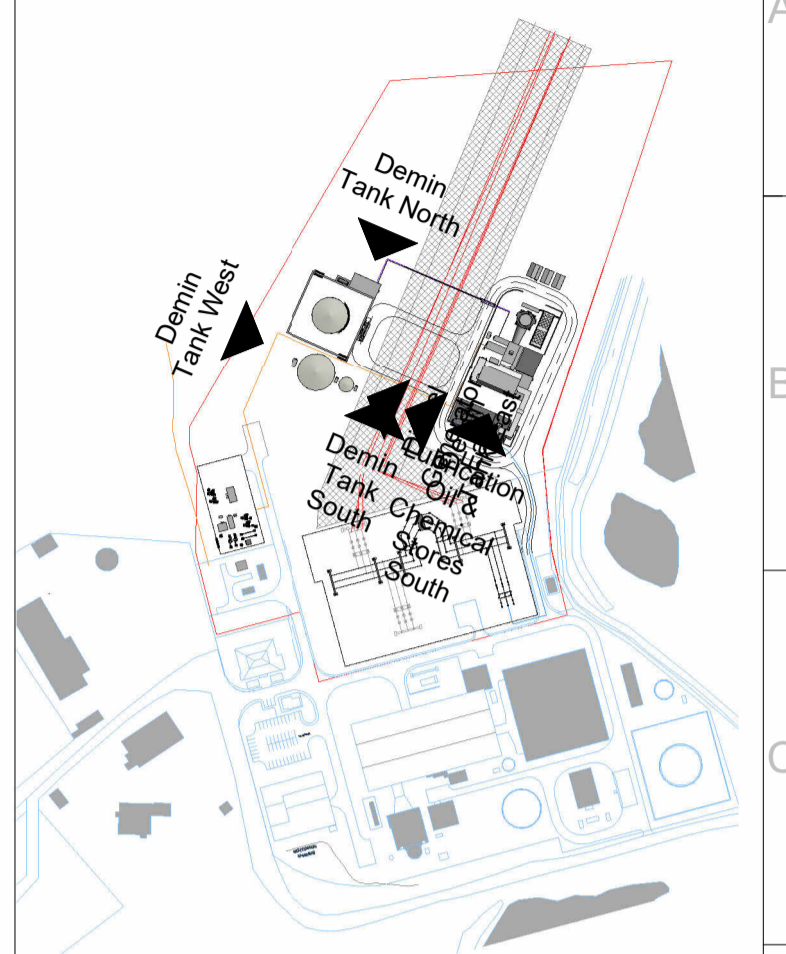
DRAWING No.: **S3577-8310-0006** Sheet 1 Of 1 REVISION: **R3.0**

1 Demin Tank Plan
1 : 200



ALL INFORMATION ON THIS DRAWING IS INDICATIVE ONLY,
AND MAY BE SUBJECT TO
FURTHER DESIGN DEVELOPMENT.

DO NOT SCALE



Demin Tank Key Plan
1 : 5000

R8.0	FOR PLANNING	AO1	DTW	HHE	10.08.23
R7.0	FOR PLANNING	AO1	DTW	HHE	07.08.23
R6.0	PRELIMINARY	AO1	DTW	HHE	02.08.23
R5.0	PRELIMINARY	AO1	DTW	HHE	06.06.23
R4.0	PRELIMINARY	EMC	AO1	HHE	08.02.23
R3.0	PRELIMINARY	DTW	AO1	HHE	25.01.23
R2.0	PRELIMINARY	DTW	AO1	HHE	05.01.23
R1.0	PRELIMINARY	DTW	AO1	HHE	22.12.22
REV.	DETAILS OF REVISION	DRAWN	CHKD	APR	DATE

FICHTNER
CONSULTING ENGINEERS LIMITED
92 George's Street Lower
Dun Laoghaire
Co Dublin, A96 VR66
Tel: +353 (1)506 0632
Website: www.fichtner.ie


CLIENT: **EPED**

SITE: **TYNAGH NORTH**


PROJECT: **TYNAGH NORTH**

TITLE:
DEMINERALISED WATER STORAGE TANK & PUMPHOUSE ELEVATIONS

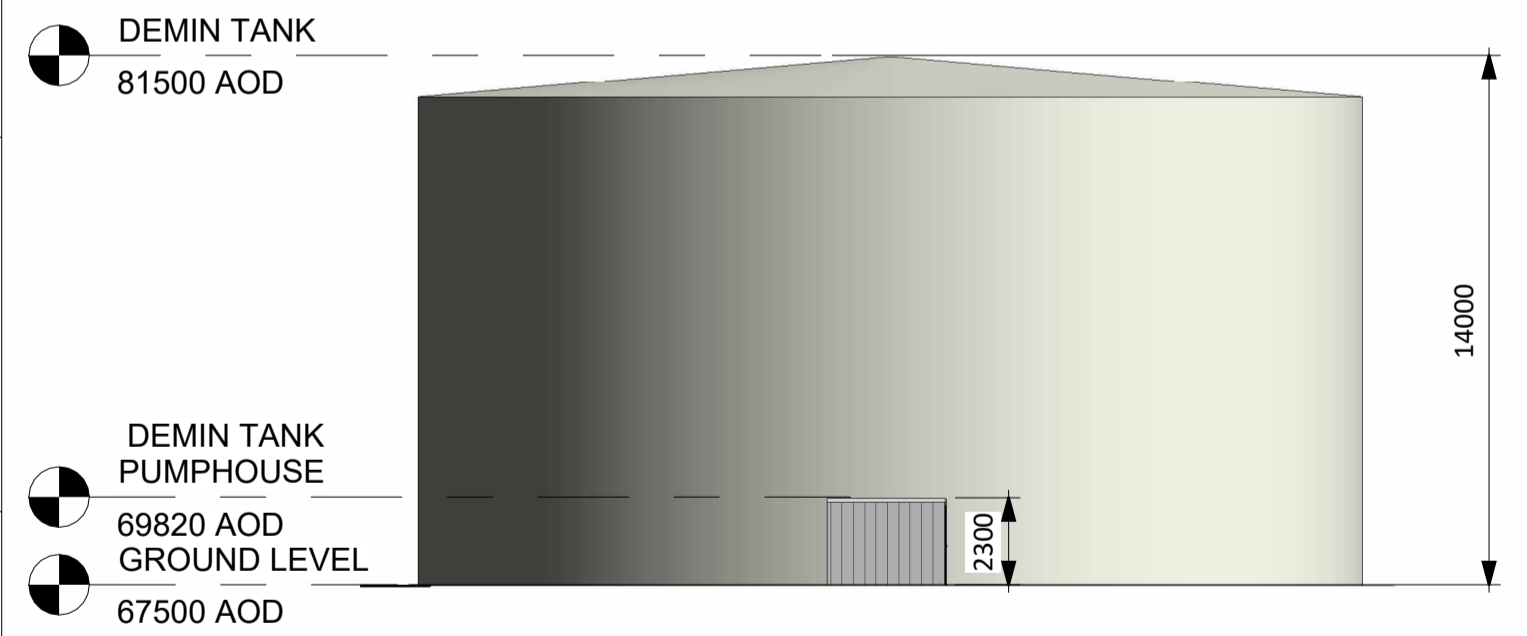
DRAWING STATUS: FOR PLANNING		
DRAWN BY:	DTW	DATE: 14.12.22
CHECKED BY:	AO1	DATE: 14.12.22
APPROVED BY:	HHE	DATE: 14.12.22
FILENAME:	S3577-8910-0001DW Tynagh North OCGT R8.0	
OFFICE OF ISSUE:	DUBLIN	
SHEET SIZE:	A2	SCALE: 1:200
DRAWING No.:	S3577-8330-005	REVISION: R8.0
	Sheet1 of 1	




1 Demin Tank North
1 : 200




2 Demin Tank South
1 : 200

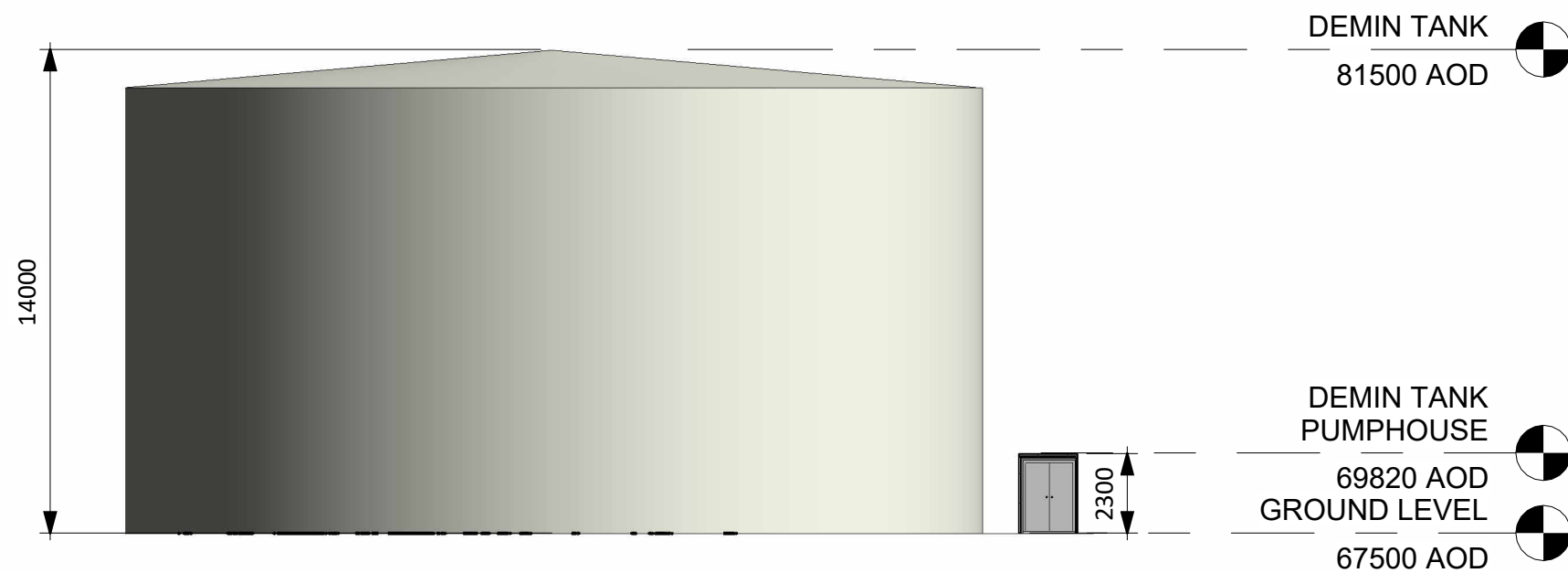


3 Demin Tank East
1 : 200



4 Demin Tank West
1 : 200





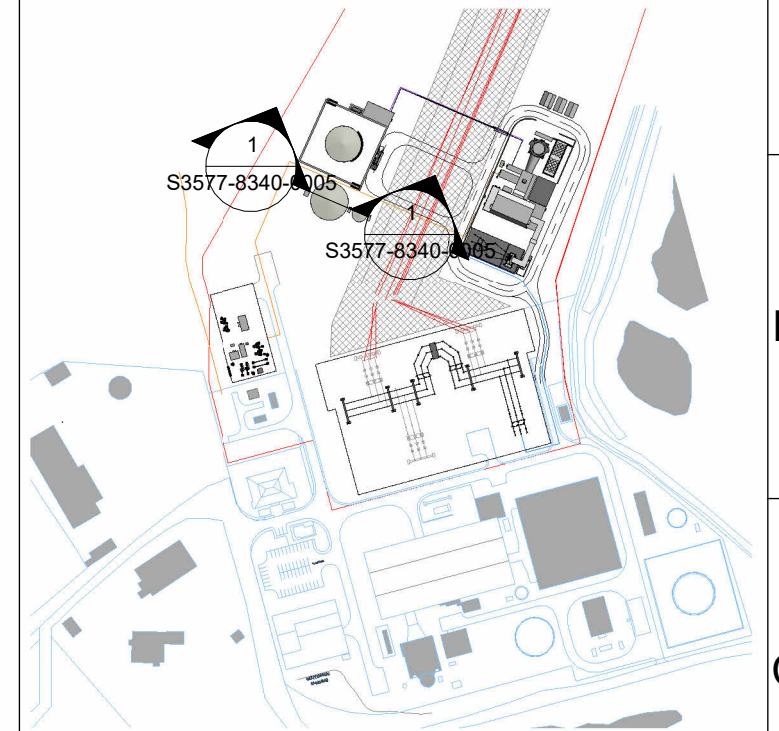
1 Demin Tank Section
1 : 200



ALL INFORMATION ON THIS DRAWING IS INDICATIVE ONLY, AND MAY BE SUBJECT TO FURTHER DESIGN DEVELOPMENT.

DO NOT SCALE

NOTES:



Demin Tank Key Plan
1 : 5000

R4.0	FOR PLANNING	AO1	DTW	HHE	10.08.23
REV.	DETAILS OF REVISION	DRAWN	CHKD	APR	DATE

FICHTNER
CONSULTING ENGINEERS LIMITED

92 George's Street Lower
Dun Laoghaire
Co Dublin, A96 VR66
Tel: +353 (1)506 0632
Website: www.fichtner.ie

CLIENT: EPED

SITE: TYNAGH NORTH

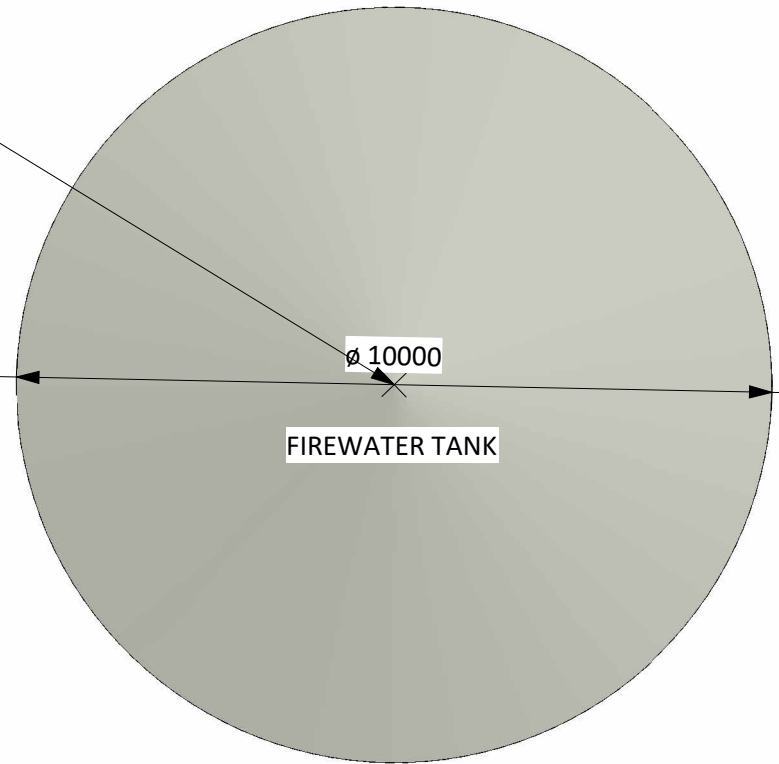
PROJECT: TYNAGH NORTH

TITLE: PROPOSED DEMIN TANK SECTION

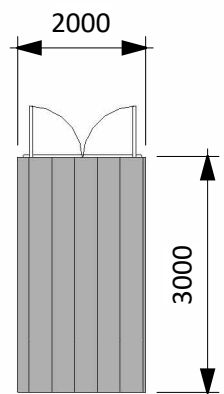
DRAWING STATUS:	FOR PLANNING	
DRAWN BY:	DTW	DATE: 25.01.23
CHECKED BY:	AO1	DATE: 25.01.23
APPROVED BY:	HHE	DATE: 25.01.23
FILENAME:	S3577-8910-0001DW Tynagh North OCGT R8.0	
OFFICE OF ISSUE:	DUBLIN	
SHEET SIZE:	A3	SCALE: 1:200

DRAWING No.: **S3577-8340-0005** Sheet 1 Of 1 REVISION: **R4.0**

80500




FIREWATER TANK



FIREWATER PUMP HOUSE

67.5m AOD

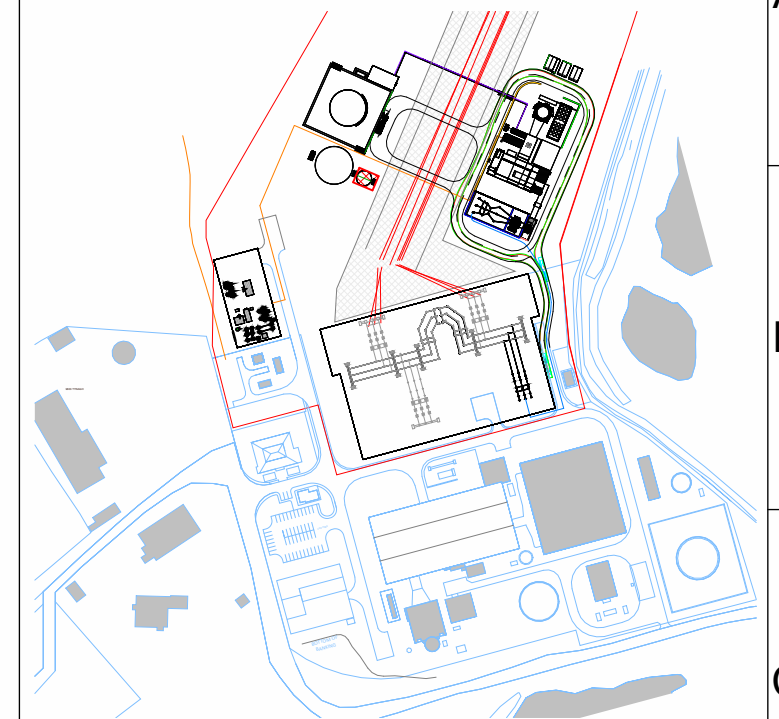
1 Firewater Tank Plan
1 : 100



ALL INFORMATION ON THIS DRAWING IS INDICATIVE ONLY, AND MAY BE SUBJECT TO FURTHER DESIGN DEVELOPMENT.

DO NOT SCALE

NOTES:



Firewater Tank Key Plan
1 : 5000

R3.0	PRELIMINARY	DTW	AO1	HHE	10.08.23
REV.	DETAILS OF REVISION	DRAWN	CHKD	APR	DATE

FICHTNER
CONSULTING ENGINEERS LIMITED

92 George's Street Lower
Dun Laoghaire
Co Dublin, A96 VR66
Tel: +353 (1)506 0632
Website: www.fichtner.ie

CLIENT: EPED

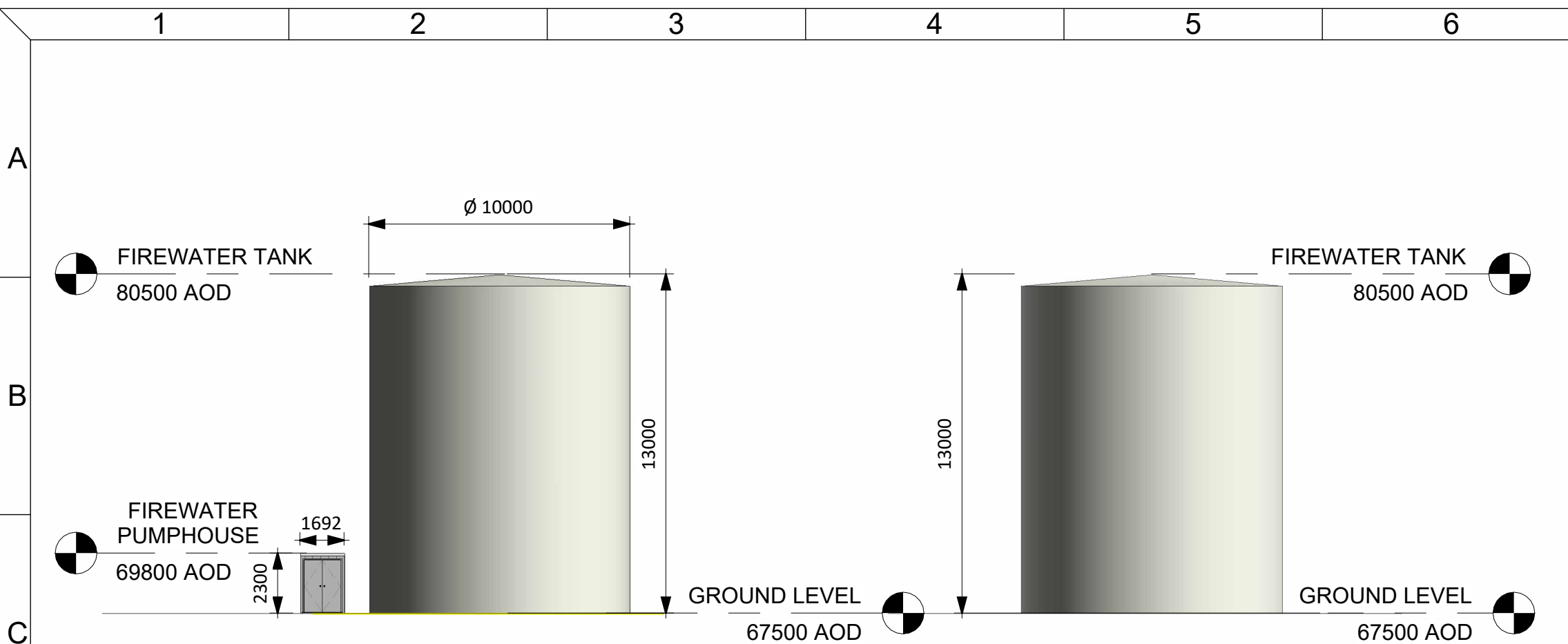
SITE: TYNAGH NORTH

PROJECT: TYNAGH NORTH

TITLE: FIREWATER TANK & PUMPHOUSE PLAN

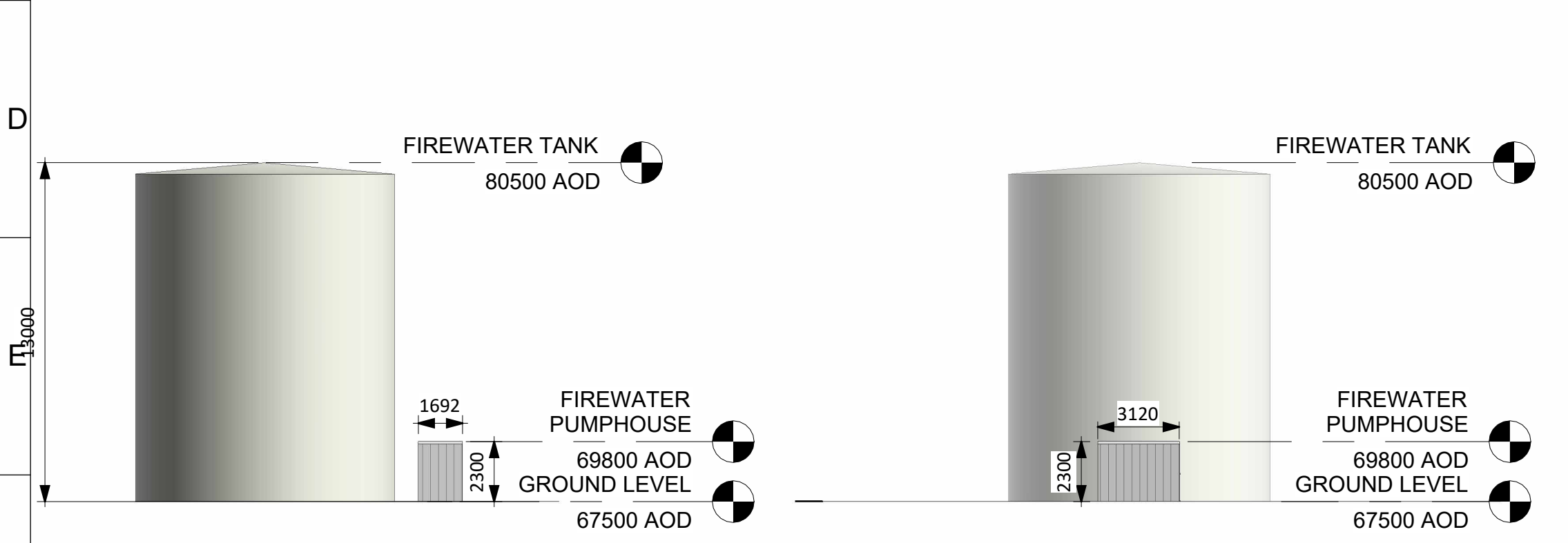
DRAWING STATUS:	FOR PLANNING	
DRAWN BY:	DTW	DATE: 14.12.22
CHECKED BY:	AO1	DATE: 14.12.22
APPROVED BY:	HHE	DATE: 14.12.22
FILENAME:	S3577-8910-0001DW Tynagh North OCGT R8.0	
OFFICE OF ISSUE:	DUBLIN	
SHEET SIZE:	A3	SCALE: 1:100

DRAWING No.: **S3577-8310-0007** Sheet 1 Of 1 REVISION: **R3.0**




1 Firewater Tank North
1 : 200

2 Firewater Tank West
1 : 200



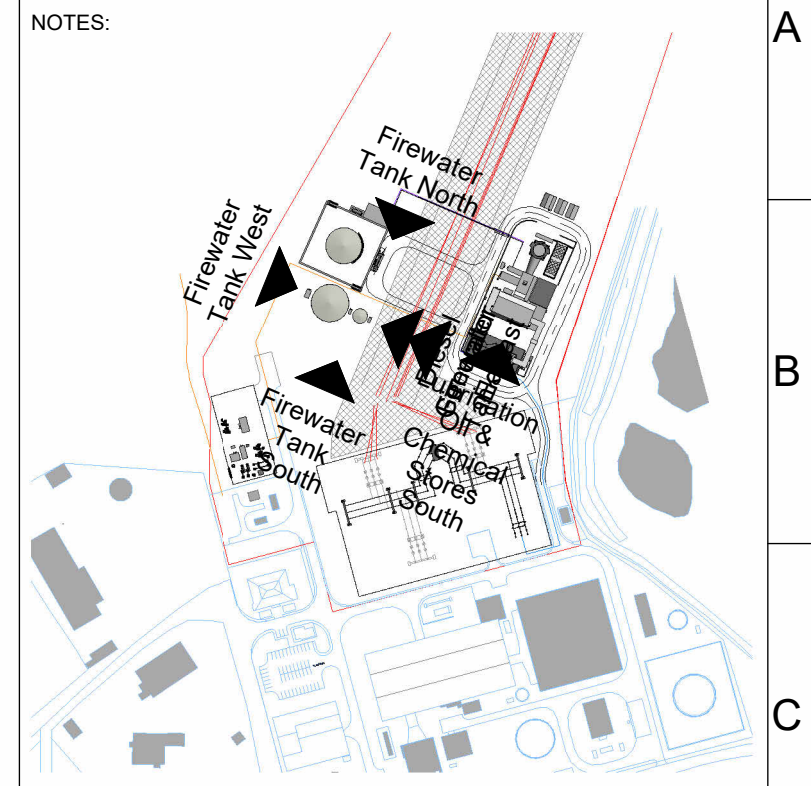
3 Firewater Tank South
1 : 200

4 Firewater Tank East
1 : 200



ALL INFORMATION ON THIS DRAWING IS INDICATIVE ONLY, AND MAY BE SUBJECT TO FURTHER DESIGN DEVELOPMENT.

DO NOT SCALE



Firewater Tank Key Plan
1 : 5000

R8.0	FOR PLANNING	DTW	AO1	HHE	10.08.23
REV.	DETAILS OF REVISION	DRAWN	CHKD	APR	DATE

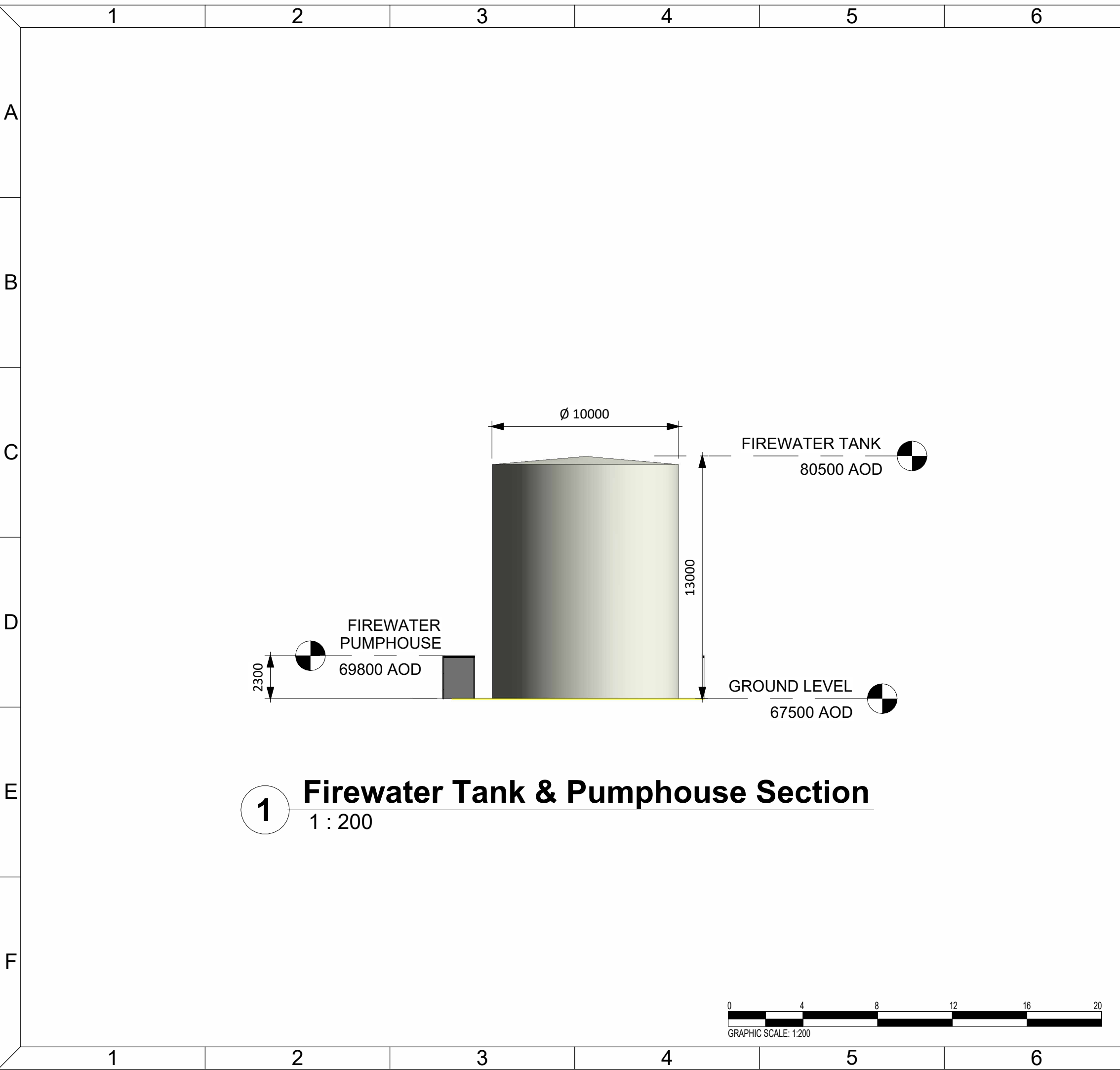
FICHTNER
CONSULTING ENGINEERS LIMITED

92 George's Street Lower
Dun Laoghaire
Co Dublin, A96 VR66
Tel: +353 (1)506 0632
Website: www.fichtner.ie

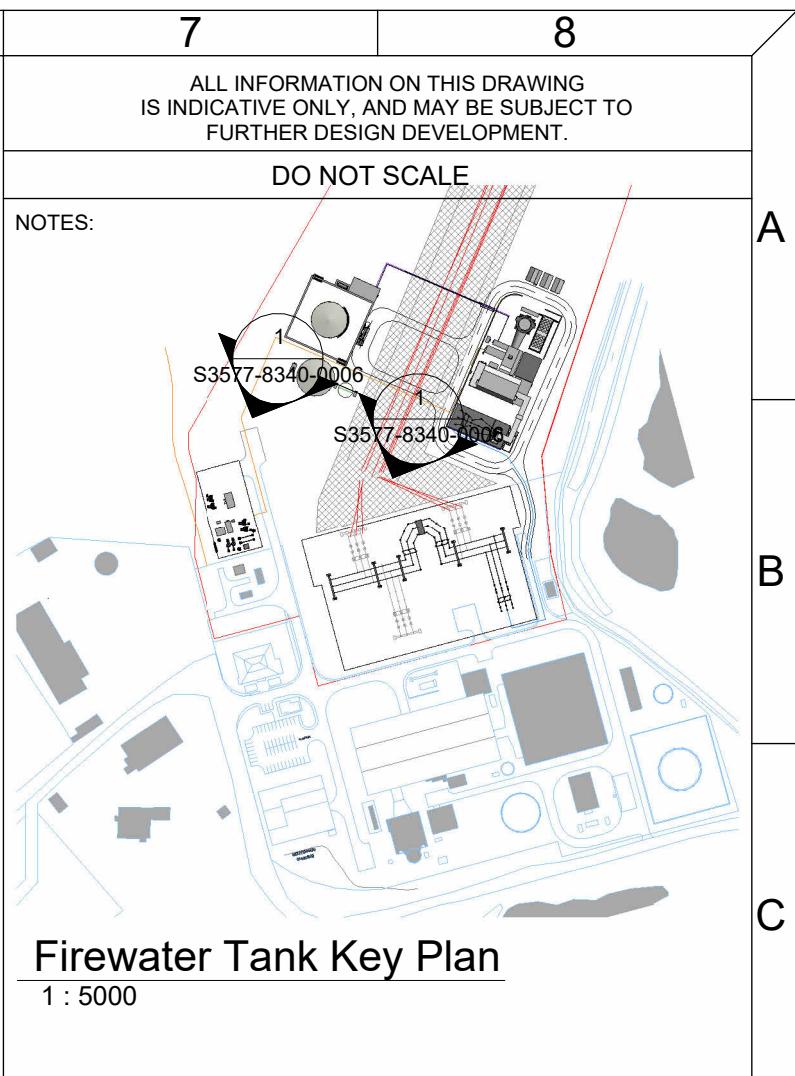

CLIENT:	EPED
SITE:	TYNAGH NORTH
PROJECT:	TYNAGH NORTH
TITLE:	FIREWATER TANK & PUMPHOUSE ELEVATIONS

DRAWING STATUS:	FOR PLANNING	
DRAWN BY:	DTW	DATE: 14.12.22
CHECKED BY:	AO1	DATE: 14.12.22
APPROVED BY:	HHE	DATE: 14.12.22
FILENAME:	S3577-8910-0001DW Tynagh North OCGT R8.0	
OFFICE OF ISSUE:	DUBLIN	
SHEET SIZE:	A3	SCALE: 1:200

DRAWING No.: **S3577-8330-0003** Sheet 1 Of 1 REVISION: **R8.0**



1 Firewater Tank & Pumphouse Section
1 : 200



R5.0	FOR PLANNING	AO1	DTW	HHE	10.08.23
REV.	DETAILS OF REVISION	DRAWN	CHKD	APR	DATE

FICHTNER
 CONSULTING ENGINEERS LIMITED

92 George's Street Lower
 Dun Laoghaire
 Co Dublin, A96 VR66
 Tel: +353 (1)506 0632
 Website: www.fichtner.ie

CLIENT: EPED

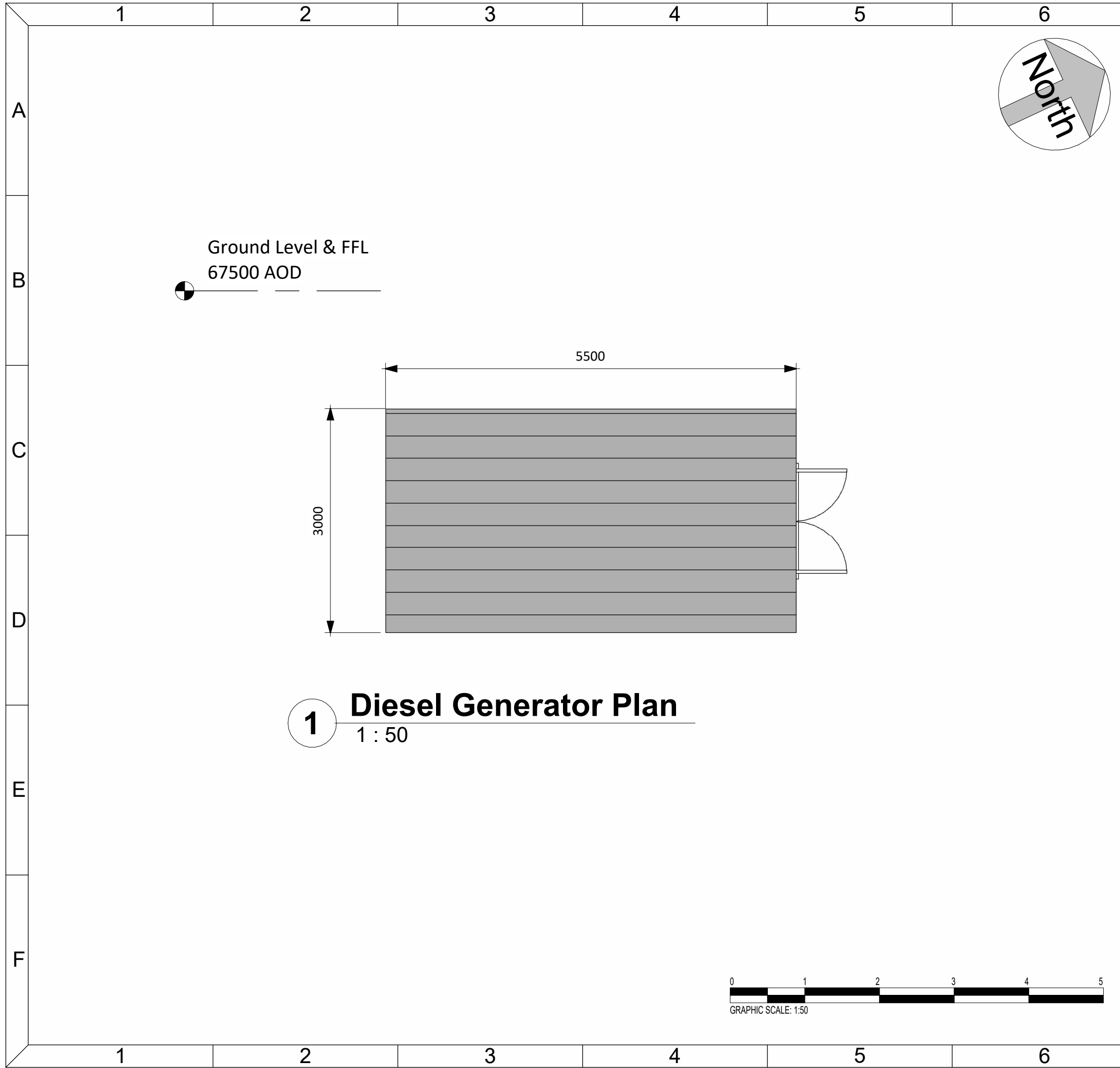
SITE: TYNAGH NORTH

PROJECT: TYNAGH NORTH

TITLE: FIREWATER TANK & PUMPHOUSE SECTION

DRAWING STATUS:	FOR PLANNING	
DRAWN BY:	DTW	DATE: 25.01.23
CHECKED BY:	AO1	DATE: 25.01.23
APPROVED BY:	HHE	DATE: 25.01.23
FILENAME:	S3577-8910-0001DW Tynagh North OCGT R8.0	
OFFICE OF ISSUE:	DUBLIN	
SHEET SIZE:	A3	SCALE: 1:200

DRAWING No.: **S3577-8340-0006** Sheet 1 Of 1 REVISION: **R5.0**



ALL INFORMATION ON THIS DRAWING IS INDICATIVE ONLY, AND MAY BE SUBJECT TO FURTHER DESIGN DEVELOPMENT.

DO NOT SCALE

NOTES:

Demin Tank Key Plan
1 : 5000

R2.0	FOR PLANNING	AO1	DTW	HHE	10.08.23
R1.0	FOR PLANNING	AO1	DTW	HHE	07.08.23
REV.	DETAILS OF REVISION	DRAWN	CHKD	APR	DATE

FICHTNER
CONSULTING ENGINEERS LIMITED

92 George's Street Lower
Dun Laoghaire
Co Dublin, A96 VR66
Tel: +353 (1)506 0632
Website: www.fichtner.ie

CLIENT: EPED

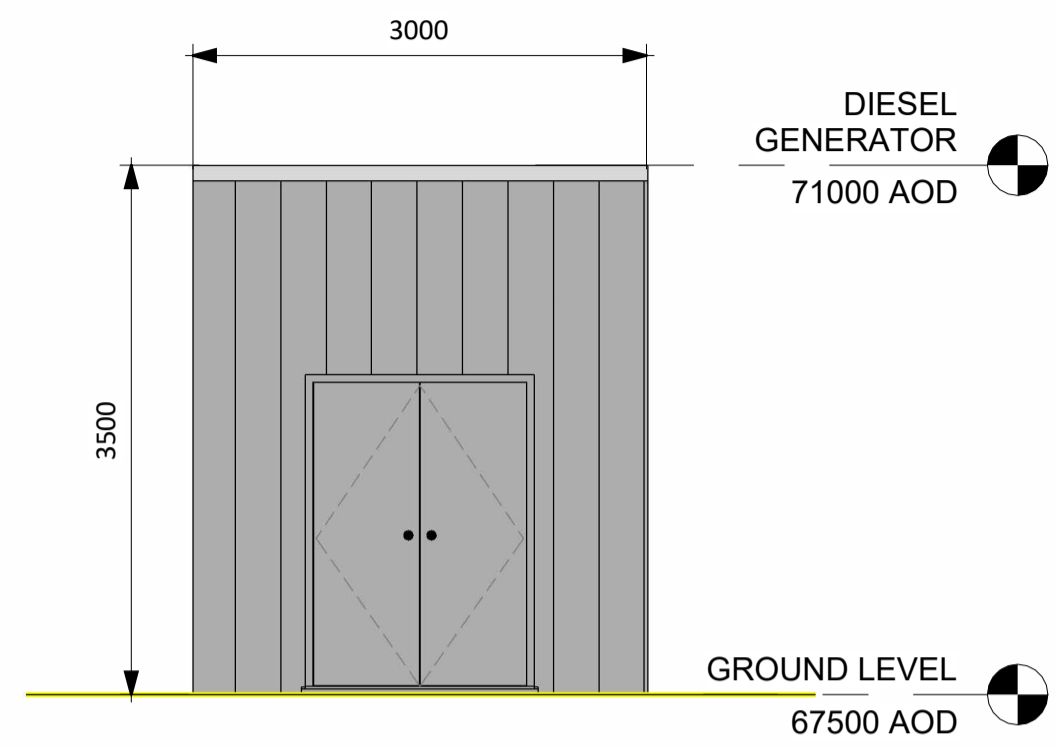
SITE: TYNAGH NORTH

PROJECT: TYNAGH NORTH

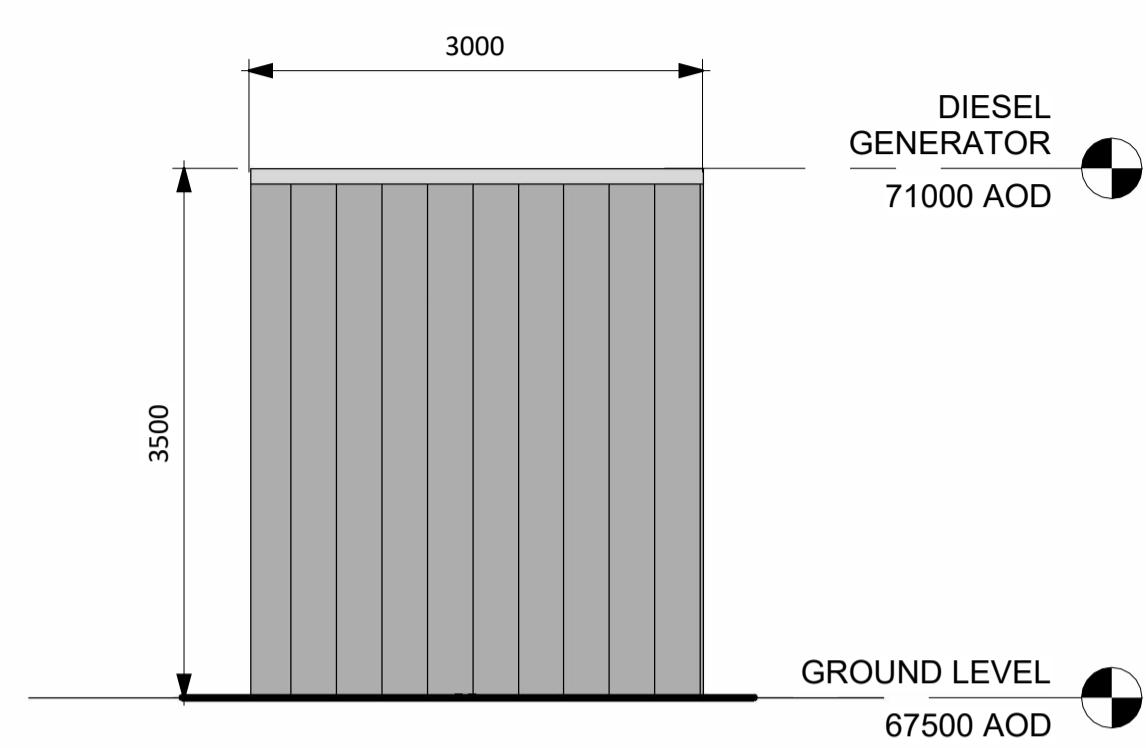
TITLE: DIESEL GENERATOR PLAN

DRAWING STATUS:	FOR PLANNING	
DRAWN BY:	AO1	DATE: 07.08.23
CHECKED BY:	DTW	DATE: 07.08.23
APPROVED BY:	HHE	DATE: 07.08.23
FILENAME:	S3577-8910-0001DW Tynagh North OCGT R8.0	
OFFICE OF ISSUE:	DUBLIN	
SHEET SIZE:	A3	SCALE: 1:50

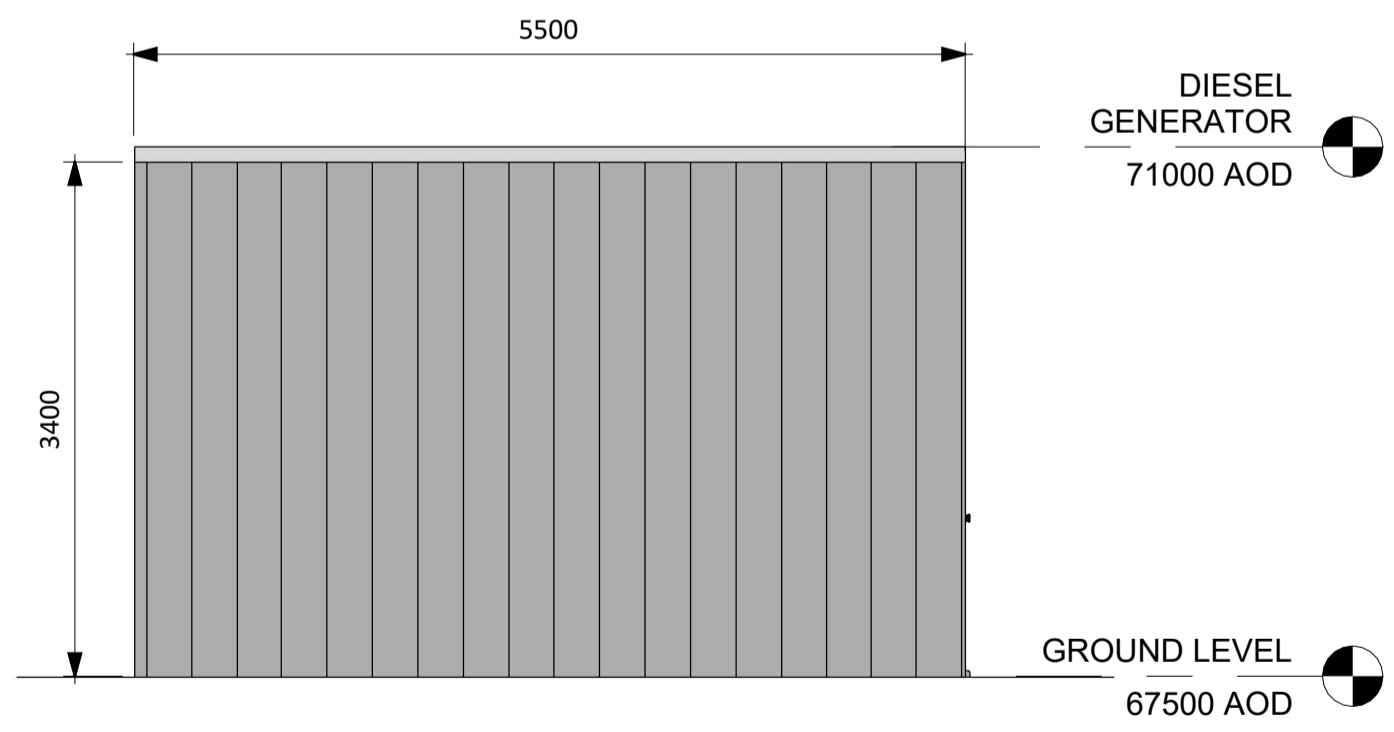
DRAWING No.: **S3577-8310-0009** Sheet 1 Of 1 REVISION: **R2.0**



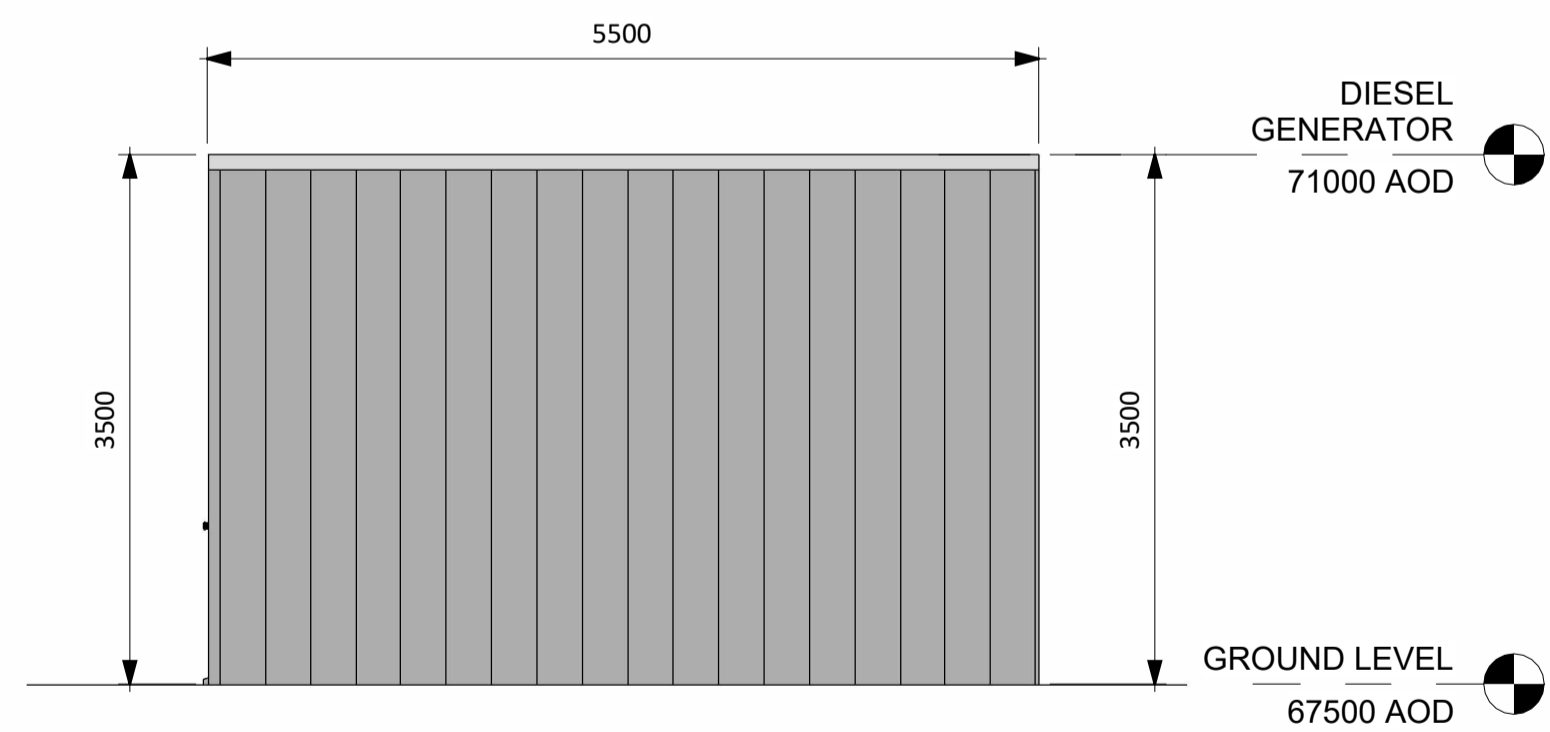
1 Diesel Generator North
1 : 50



2 Diesel Generator South
1 : 50



3 Diesel Generator East
1 : 50

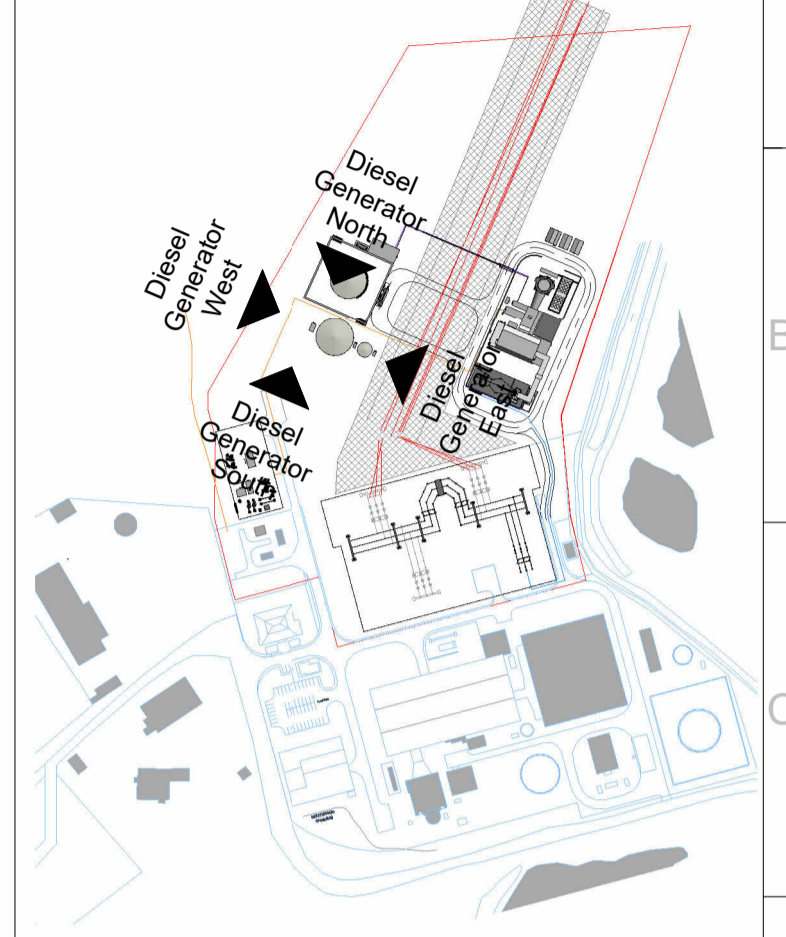


4 Diesel Generator West
1 : 50

ALL INFORMATION ON THIS DRAWING IS INDICATIVE ONLY,
AND MAY BE SUBJECT TO
FURTHER DESIGN DEVELOPMENT.

DO NOT SCALE

NOTES:



Diesel Generator Key Plan
1 : 5000

R2.0	FOR PLANNING	DTW	AO1	HHE	10.08.23
R1.0	FOR PLANNING	DTW	AO1	HHE	07.08.23
REV.	DETAILS OF REVISION	DRAWN	CHKD	APR	DATE

FICHTNER
CONSULTING ENGINEERS LIMITED
92 George's Street Lower
Dun Laoghaire
Co Dublin, A96 VR66
Tel: +353 (1)506 0632
Website: www.fichtner.ie

CLIENT: **EPED**

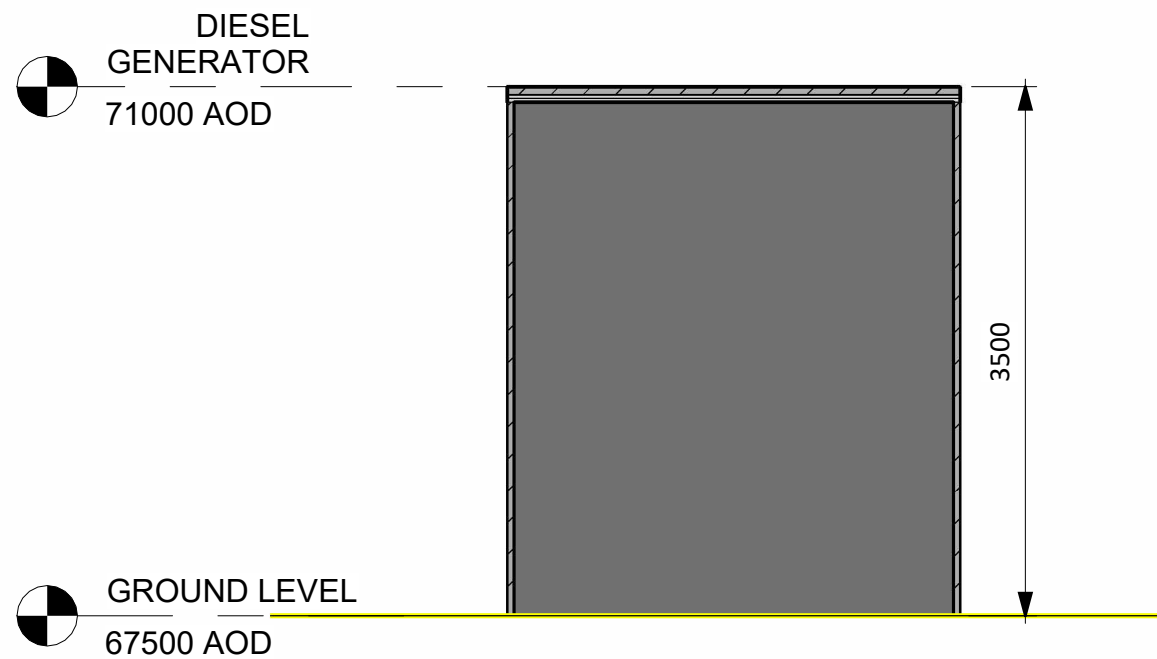
SITE: **TYNAGH NORTH**

PROJECT: **TYNAGH NORTH**

TITLE: **DIESEL GENERATOR ELEVATIONS**

DRAWING STATUS: FOR PLANNING		
DRAWN BY:	AO1	DATE: 07.08.23
CHECKED BY:	DTW	DATE: 07.08.23
APPROVED BY:	HHE	DATE: 07.08.23
FILENAME:	S3577-8910-0001DW Tynagh North OCGT R8.0	
OFFICE OF ISSUE:	DUBLIN	
SHEET SIZE:	A2	SCALE: 1:200
DRAWING No.:	S3577-8330-0006	REVISION: R2.0





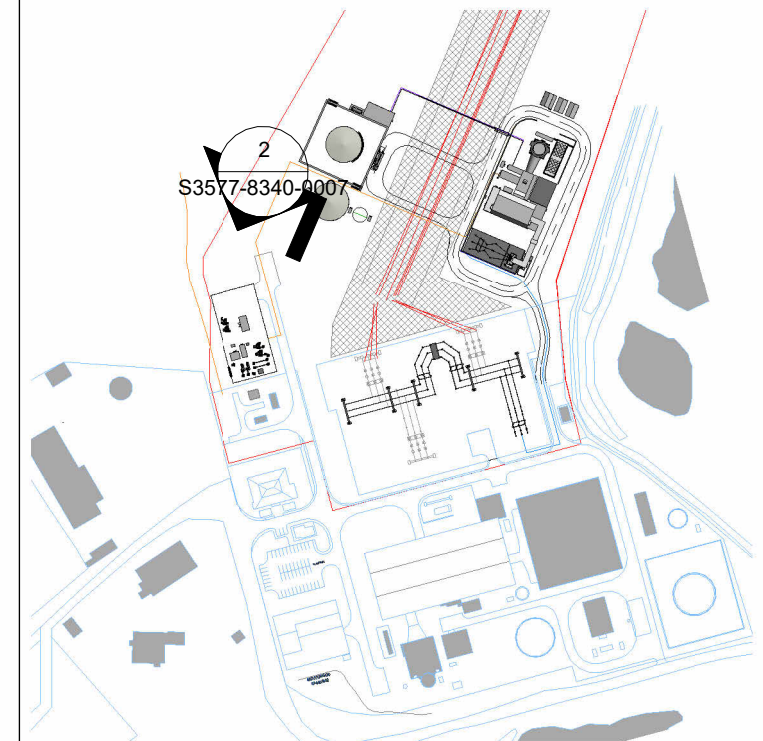
2 Diesel Generator Section
1 : 50



ALL INFORMATION ON THIS DRAWING IS INDICATIVE ONLY, AND MAY BE SUBJECT TO FURTHER DESIGN DEVELOPMENT.

DO NOT SCALE

NOTES:



Diesel Generator Key Plan
1 : 5000

R1.0	FOR PLANNING	AO1	DTW	HHE	07.08.23
REV.	DETAILS OF REVISION	DRAWN	CHKD	APR	DATE

FICHTNER
CONSULTING ENGINEERS LIMITED

92 George's Street Lower
Dun Laoghaire
Co Dublin, A96 VR66
Tel: +353 (1)506 0632
Website: www.fichtner.ie

CLIENT: **EPED**

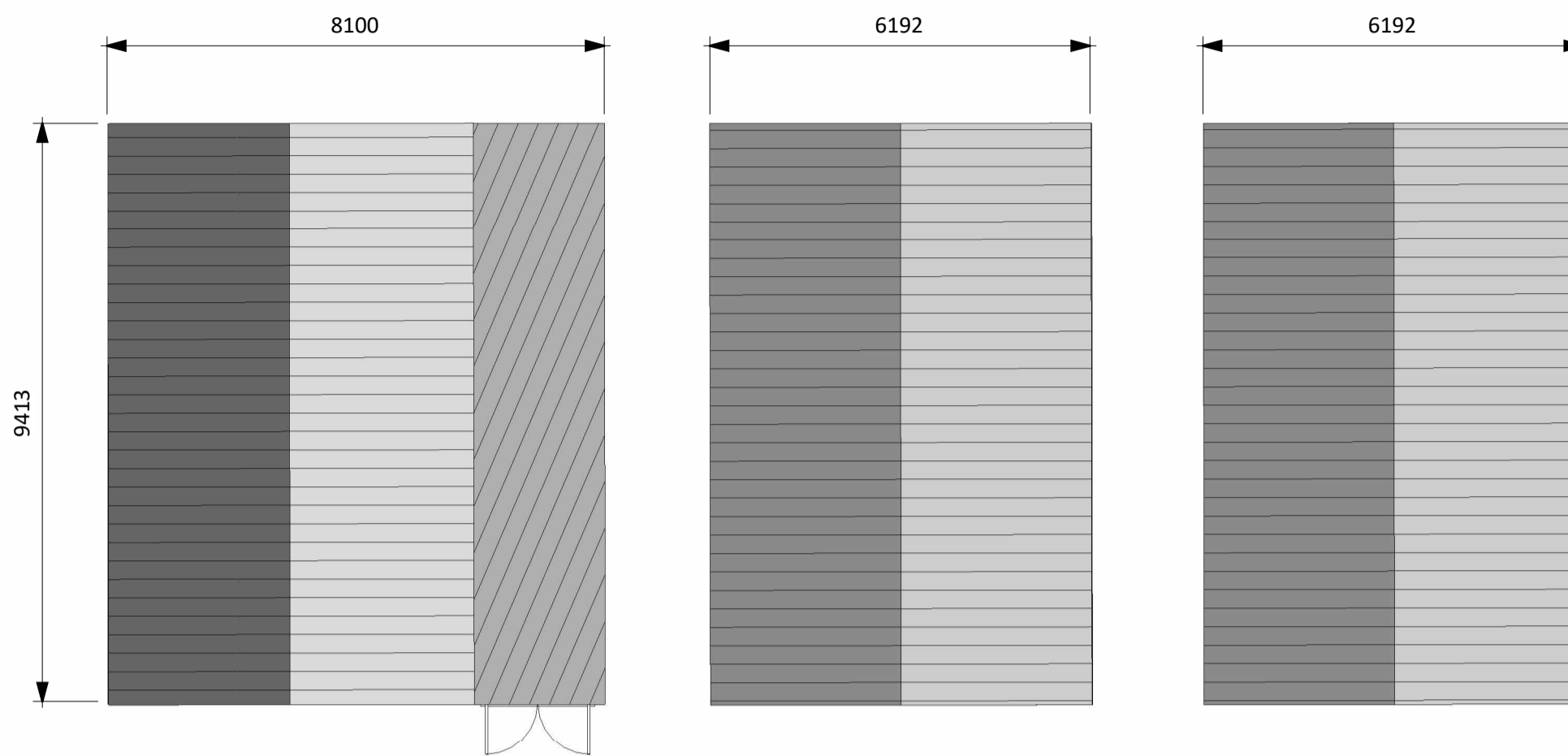
SITE: **TYNAGH NORTH**

PROJECT: **TYNAGH NORTH**

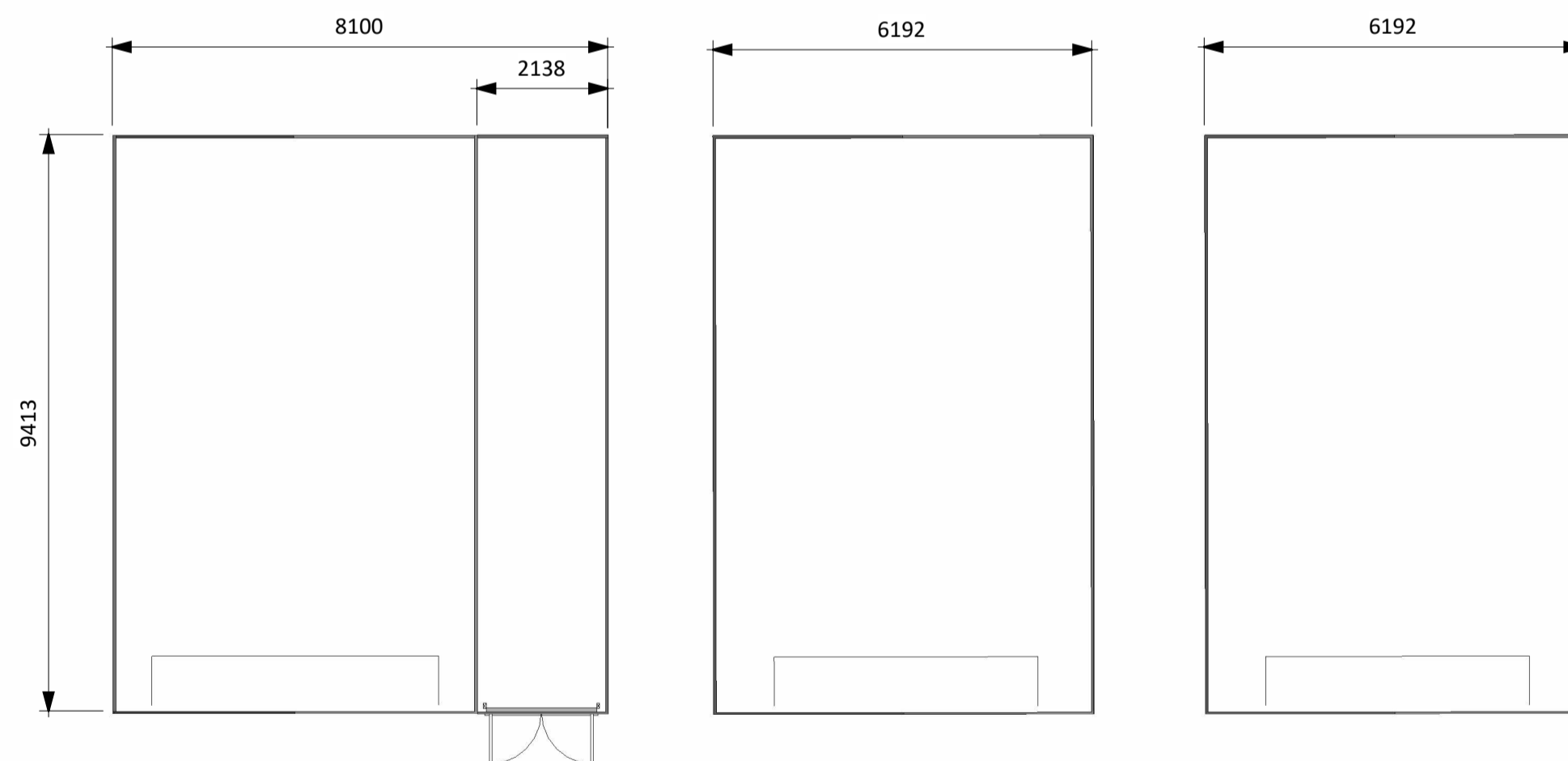
TITLE: **DIESEL GENERATOR SECTION**

DRAWING STATUS:	FOR PLANNING	
DRAWN BY:	AO1	DATE: 07.08.23
CHECKED BY:	DTW	DATE: 07.08.23
APPROVED BY:	HHE	DATE: 07.08.23
FILENAME:	S3577-8910-0001DW Tynagh North OCGT R8.0	
OFFICE OF ISSUE:	DUBLIN	
SHEET SIZE:	A3	SCALE: 1:200


DRAWING No.: **S3577-8340-0007** Sheet 1 Of 1 REVISION: **R1.0**



1 Lubrication Oil & Chemical Stores Plan
1 : 100



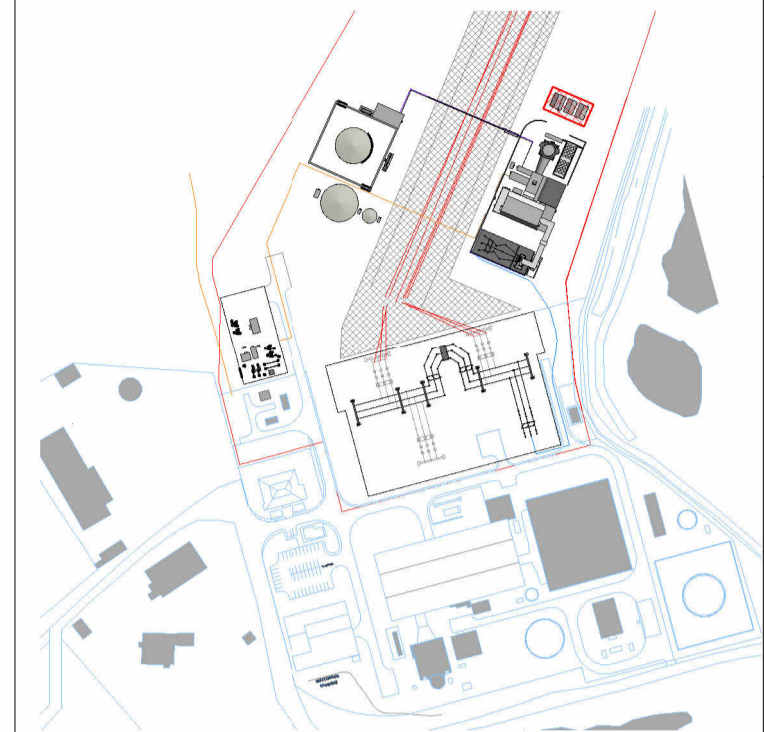
3 Lubrication Oil & Chemical Stores Floor Plans
1 : 100



ALL INFORMATION ON THIS DRAWING IS INDICATIVE ONLY,
AND MAY BE SUBJECT TO
FURTHER DESIGN DEVELOPMENT.

DO NOT SCALE

NOTES:



Stores Buildings Key Plan
1 : 5000

R2.0	FOR PLANNING	AO1	DTW	HHE	10.08.23
R1.0	FOR PLANNING	AO1	DTW	HHE	07.08.23
REV.	DETAILS OF REVISION	DRAWN	CHKD	APR	DATE

FICHTNER
CONSULTING ENGINEERS LIMITED

92 George's Street Lower
Dun Laoghaire
Co Dublin, A96 VR66
Tel: +353 (1)506 0632
Website: www.fichtner.ie

CLIENT: **EPED**

SITE: **TYNAGH NORTH**

PROJECT: **TYNAGH NORTH**

TITLE:
LUBRICATION OIL & CHEMICAL STORES PLAN

DRAWING STATUS: FOR PLANNING

DRAWN BY:	AO1	DATE:	07.08.23
CHECKED BY:	DTW	DATE:	07.08.23
APPROVED BY:	HHE	DATE:	07.08.23

FILENAME: S3577-8910-0001DW Tynagh North OCGT R8.0

OFFICE OF ISSUE: DUBLIN

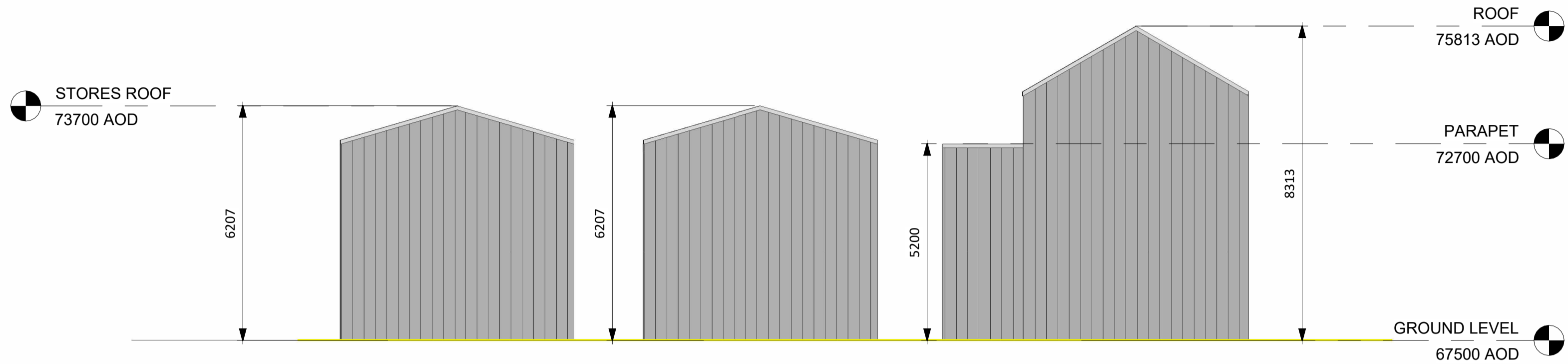
SHEET SIZE: A2 SCALE: 1:100

DRAWING No.: **S3577-8310-0010** REVISION: **R2.0**

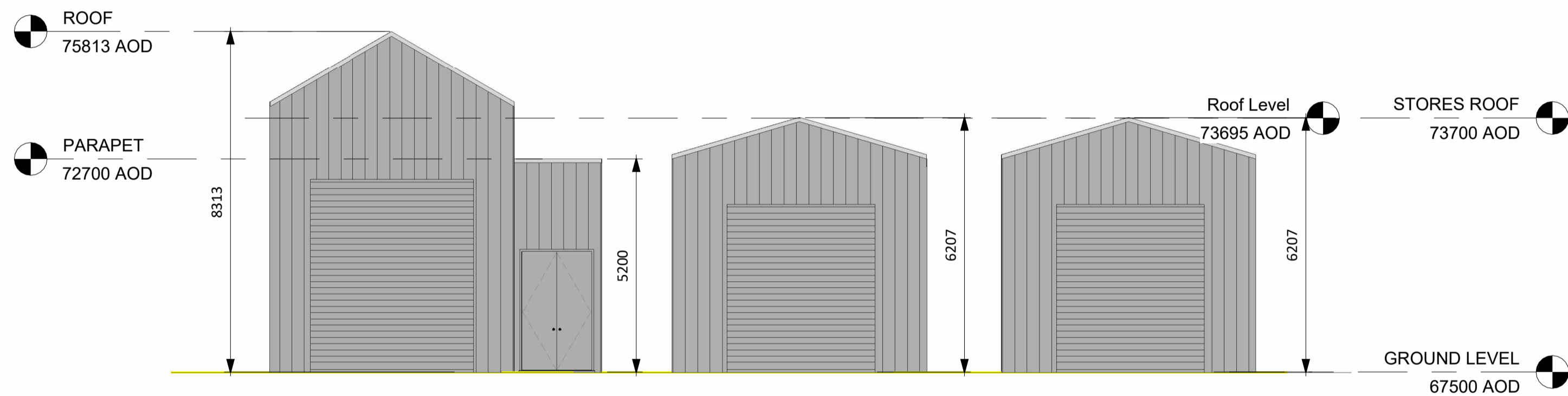


GRAPHIC SCALE: 1:100

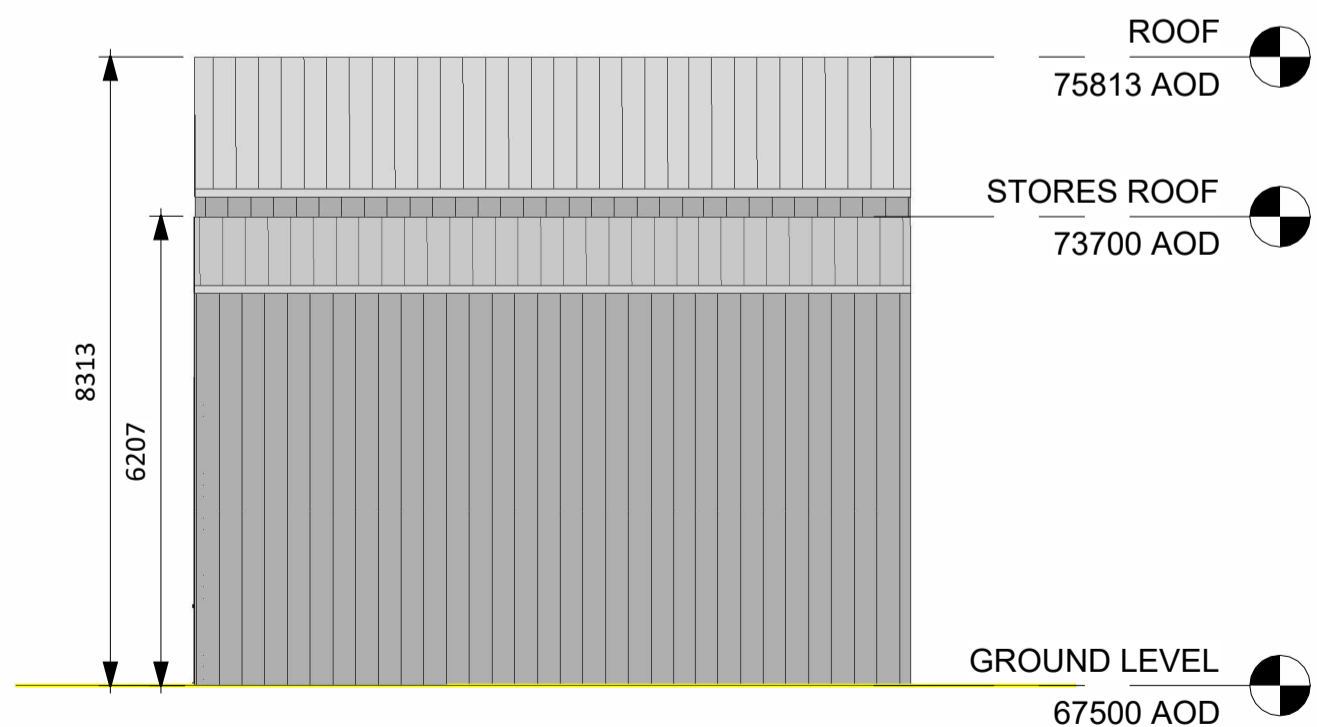
Sheet1 of 1




1 Lubrication Oil & Chemical Stores North
1 : 100



2 Lubrication Oil & Chemical Stores South
1 : 100



3 Lubrication Oil & Chemical Stores East
1 : 100

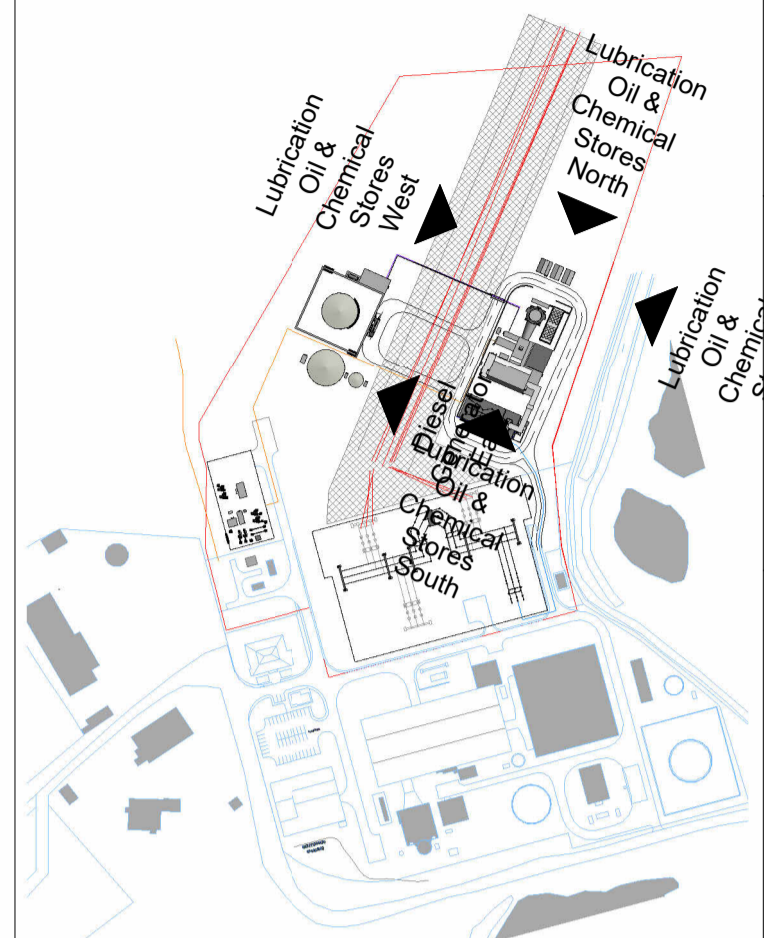


4 Lubrication Oil & Chemical Stores West
1 : 100

ALL INFORMATION ON THIS DRAWING IS INDICATIVE ONLY, AND MAY BE SUBJECT TO FURTHER DESIGN DEVELOPMENT.

DO NOT SCALE

NOTES:



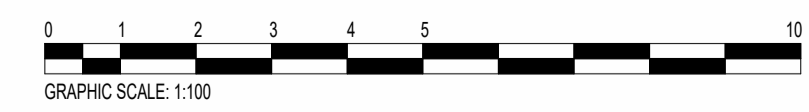
Stores Key Plan
1 : 5000

R2.0	FOR PLANNING	AO1	DTW	HHE	10.08.23
R1.0	FOR PLANNING	AO1	DTW	HHE	07.08.23
REV.	DETAILS OF REVISION	DRAWN	CHKD	APR	DATE

FICHTNER
CONSULTING ENGINEERS LIMITED
92 George's Street Lower
Dun Laoghaire
Co Dublin, A96 VR66
Tel: +353 (1)506 0632
Website: www.fichtner.ie

CLIENT: **EPED**
SITE: **TYNAGH NORTH**
PROJECT: **TYNAGH NORTH**
TITLE: **LUBRICATION OIL & CHEMICAL STORES ELEVATIONS**

DRAWING STATUS: FOR PLANNING		
DRAWN BY:	AO1	DATE: 03.08.23
CHECKED BY:	DTW	DATE: 03.08.23
APPROVED BY:	HHE	DATE: 03.08.23
FILENAME:	S3577-8910-0001DW Tynagh North OCGT R8.0	
OFFICE OF ISSUE:	DUBLIN	
SHEET SIZE:	A2	SCALE: 1:100
DRAWING No.:	S3577-8330-0007	REVISION: R2.0
	Sheet 1 of 1	

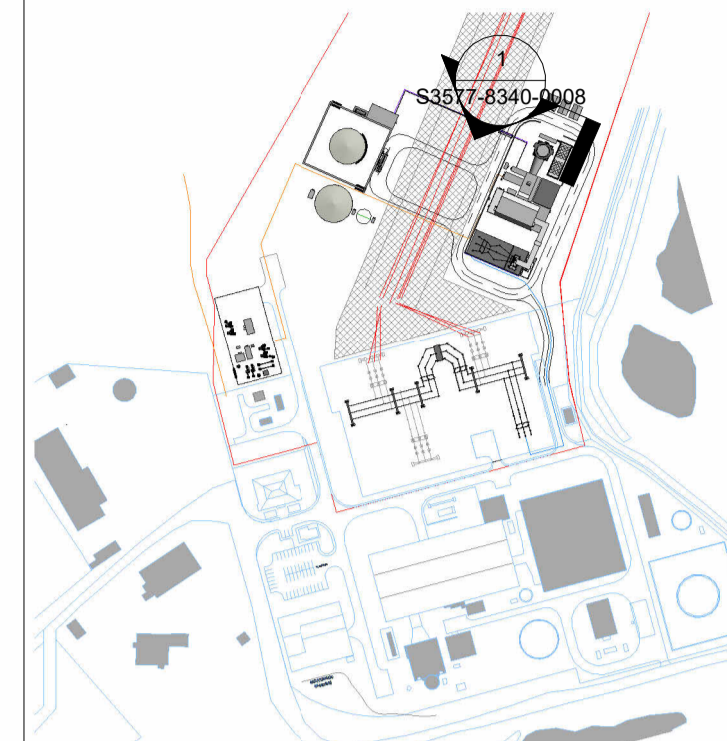


1 2 3 4 5 6 7 8 9 10

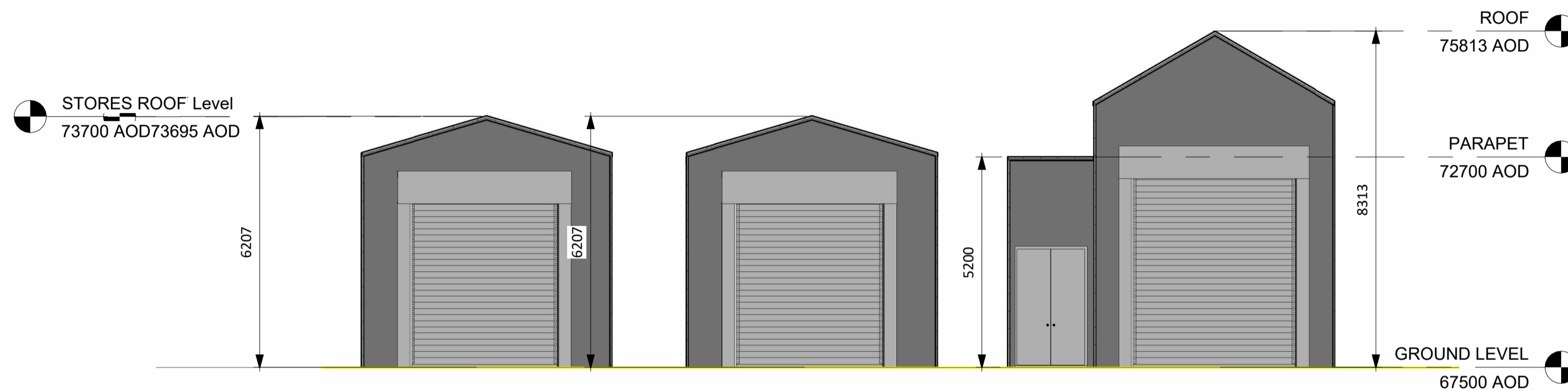
ALL INFORMATION ON THIS DRAWING IS INDICATIVE ONLY,
AND MAY BE SUBJECT TO
FURTHER DESIGN DEVELOPMENT.

DO NOT SCALE

NOTES:



Stores Key Plan
1 : 5000



1 Stores Section
1 : 100

R2.0	FOR PLANNING	AO1	DTW	HHE	10.08.23
R1.0	FOR PLANNING	AO1	DTW	HHE	07.08.23
REV.	DETAILS OF REVISION	DRAWN	CHKD	APR	DATE

FICHTNER
CONSULTING ENGINEERS LIMITED
92 George's Street Lower
Dun Laoghaire
Co Dublin, A96 VR66
Tel: +353 (1)506 0632
Website: www.fichtner.ie

CLIENT: **EPED**

SITE: **TYNAGH NORTH**

PROJECT: **TYNAGH NORTH**

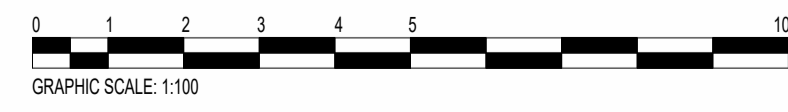
TITLE:
LUBRICATION OIL & CHEMICAL STORES SECTIONS

DRAWING STATUS:	FOR PLANNING	
DRAWN BY:	AO1	DATE: 07.08.23
CHECKED BY:	DTW	DATE: 07.08.23
APPROVED BY:	HHE	DATE: 07.08.23

FILENAME: S3577-8910-0001DW Tynagh North OCGT R8.0
OFFICE OF ISSUE: DUBLIN

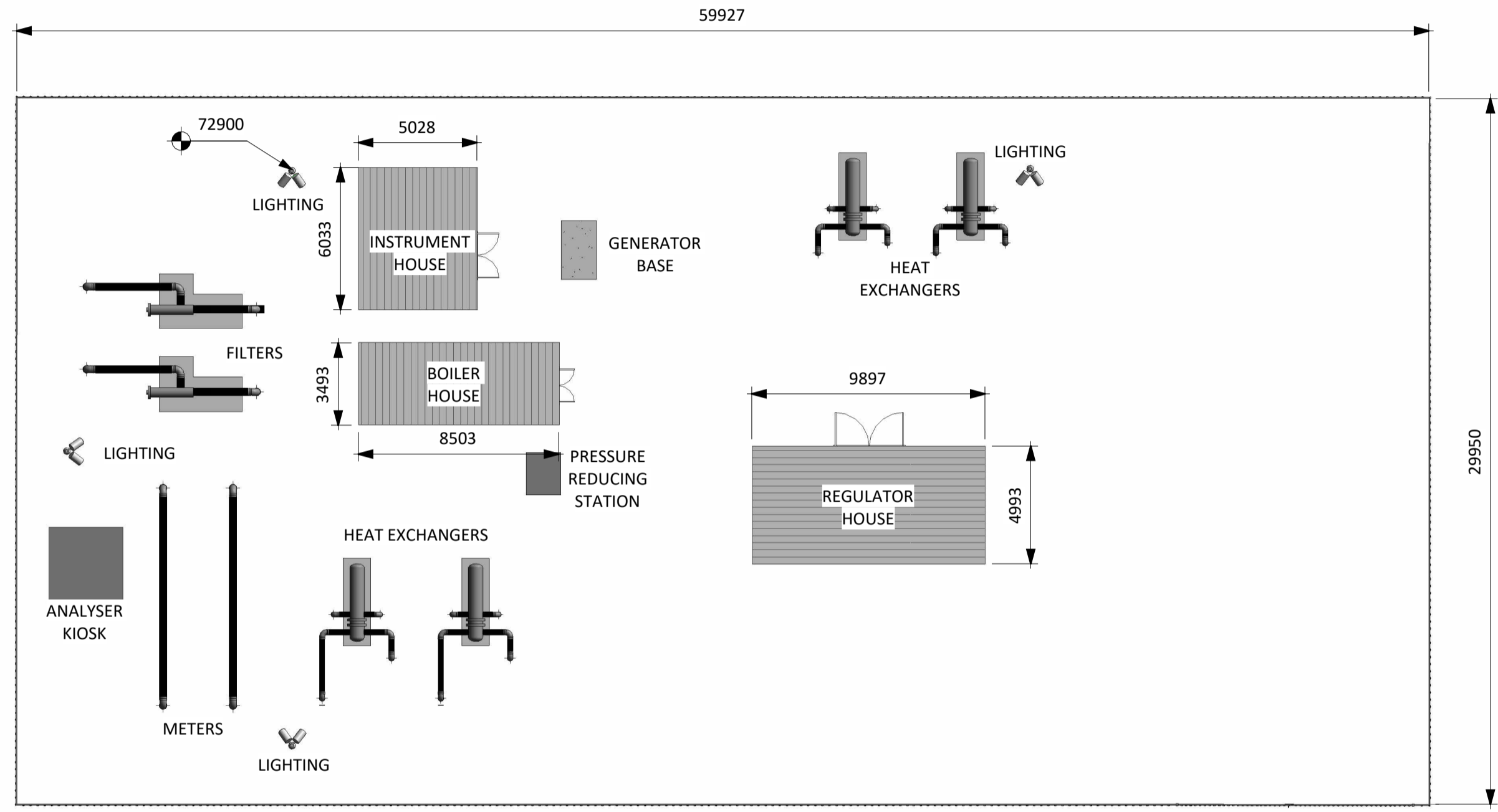
SHEET SIZE: A2 SCALE: 1:100

DRAWING No.: **S3577-8340-0008** REVISION: **R2.0**



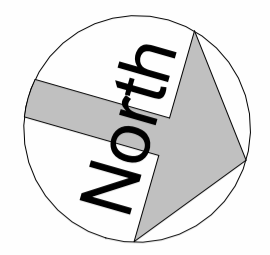
1 2 3 4 5 6 7 8 9 10

Ground Level & FFL
67500 AOD



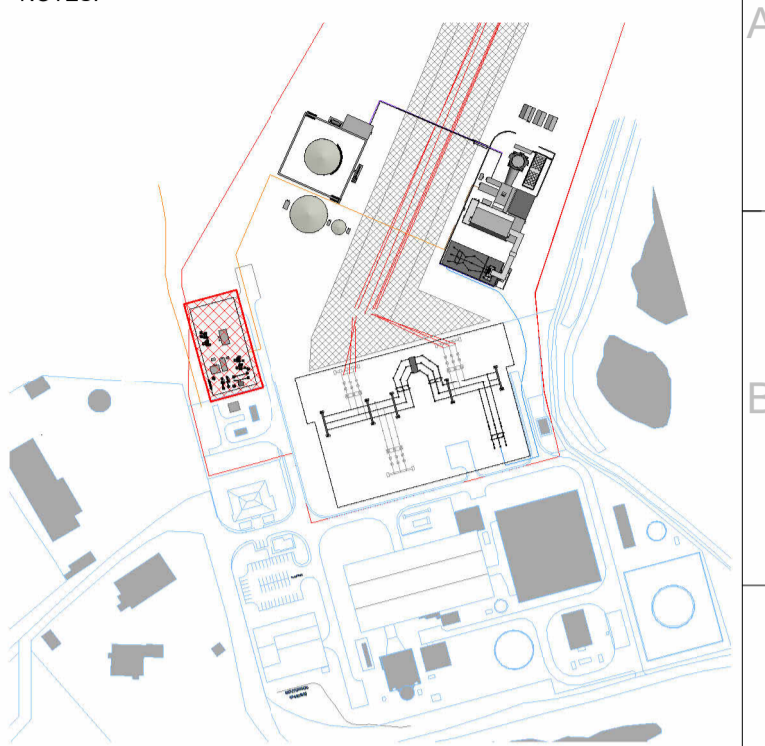
67.5m AOD

1 AGI Plan
1 : 200



ALL INFORMATION ON THIS DRAWING IS INDICATIVE ONLY,
AND MAY BE SUBJECT TO
FURTHER DESIGN DEVELOPMENT.

DO NOT SCALE



AGI Key Plan
1 : 5000

R2.0	FOR PLANNING	AO1	DTW	HHE	10.08.23
R1.0	FOR PLANNING	AO1	DTW	HHE	07.08.23
REV.	DETAILS OF REVISION	DRAWN	CHKD	APR	DATE

FICHTNER
CONSULTING ENGINEERS LIMITED
92 George's Street Lower
Dun Laoghaire
Co Dublin, A96 VR66
Tel: +353 (1)506 0632
Website: www.fichtner.ie

CLIENT: **EPED**

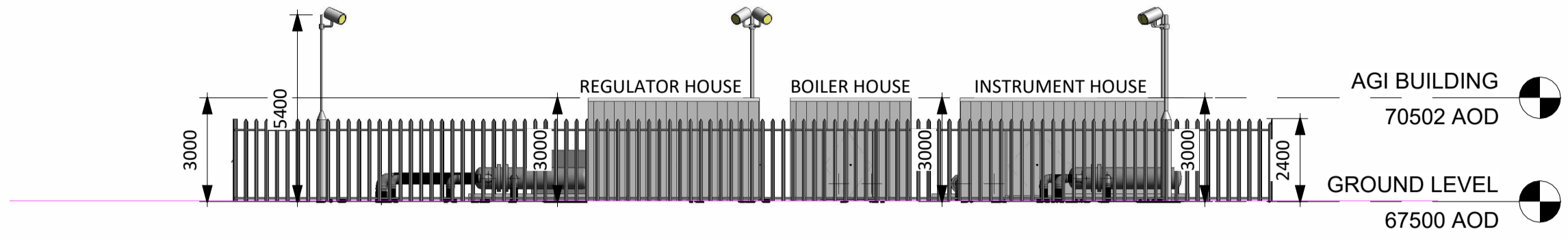
SITE: **TYNAGH NORTH**

PROJECT: **TYNAGH NORTH**

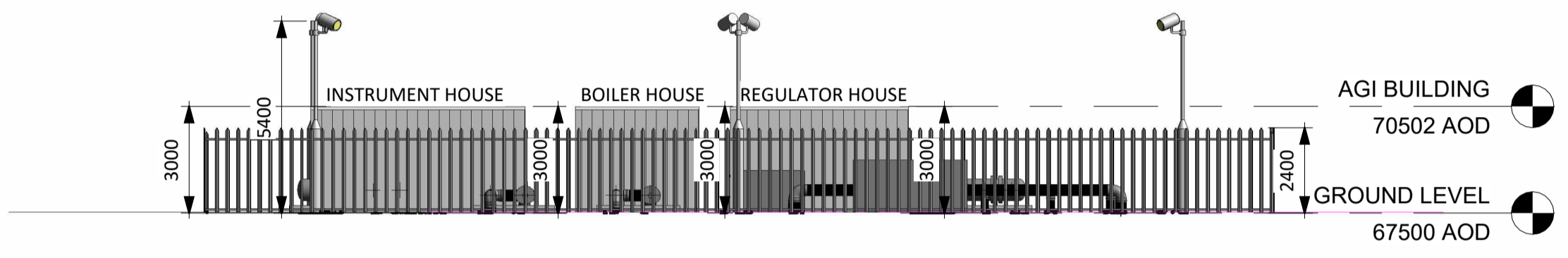
TITLE: **AGI PLAN**

DRAWING STATUS:	FOR PLANNING	
DRAWN BY:	AO1	DATE: 07.08.23
CHECKED BY:	DTW	DATE: 07.08.23
APPROVED BY:	HHE	DATE: 07.08.23
FILENAME:	S3577-8910-0001DW Tynagh North OCGT R8.0	
OFFICE OF ISSUE:	DUBLIN	
SHEET SIZE:	A2	SCALE: 1:200
DRAWING No.:	S3577-8310-0011	REVISION: R2.0

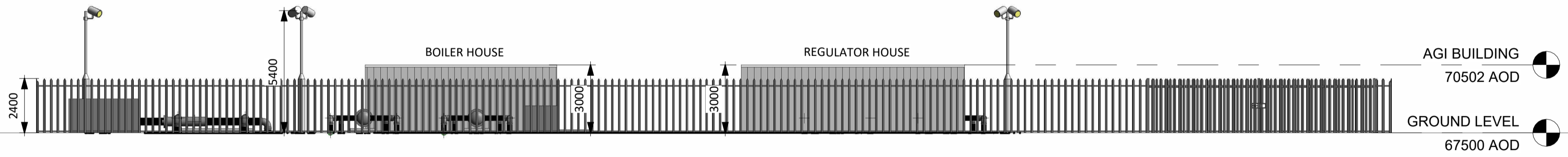




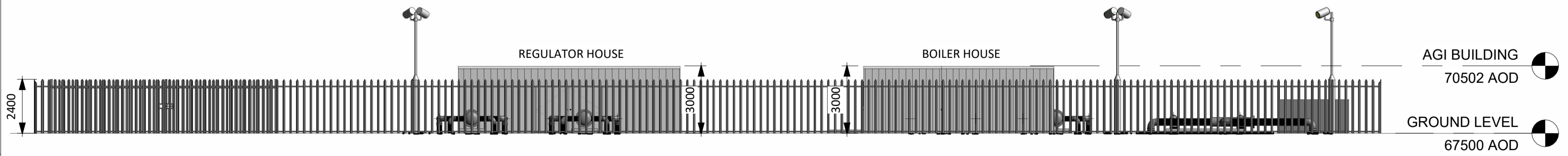
1 AGI North
1 : 150



4 AGI South
1 : 150



2 AGI East
1 : 150



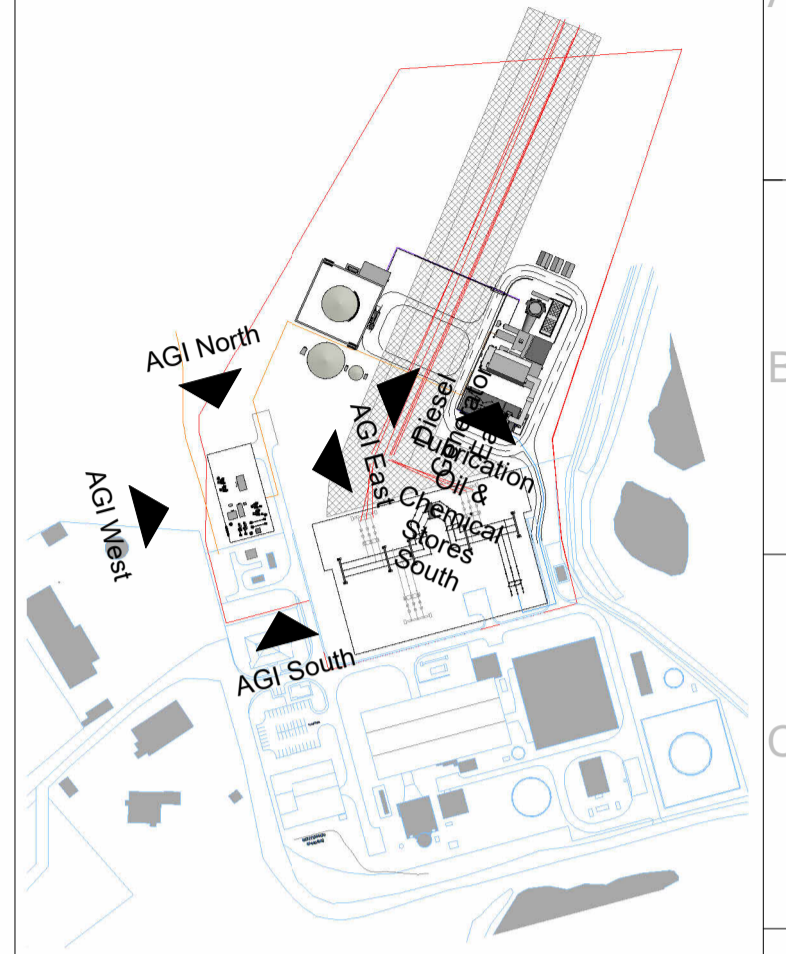
3 AGI West
1 : 150



ALL INFORMATION ON THIS DRAWING IS INDICATIVE ONLY,
AND MAY BE SUBJECT TO
FURTHER DESIGN DEVELOPMENT.

DO NOT SCALE

NOTES:



AGI Key Plan
1 : 5000

R2.0	FOR PLANNING	AO1	DTW	HHE	10.08.23
R1.0	FOR PLANNING	AO1	DTW	HHE	07.08.23
REV.	DETAILS OF REVISION	DRAWN	CHKD	APR	DATE

FICHTNER
CONSULTING ENGINEERS LIMITED

92 George's Street Lower
Dun Laoghaire
Co Dublin, A96 VR66
Tel: +353 (1)506 0632
Website: www.fichtner.ie

CLIENT:	EPED
SITE:	TYNAGH NORTH
PROJECT:	TYNAGH NORTH
TITLE:	AGI ELEVATIONS

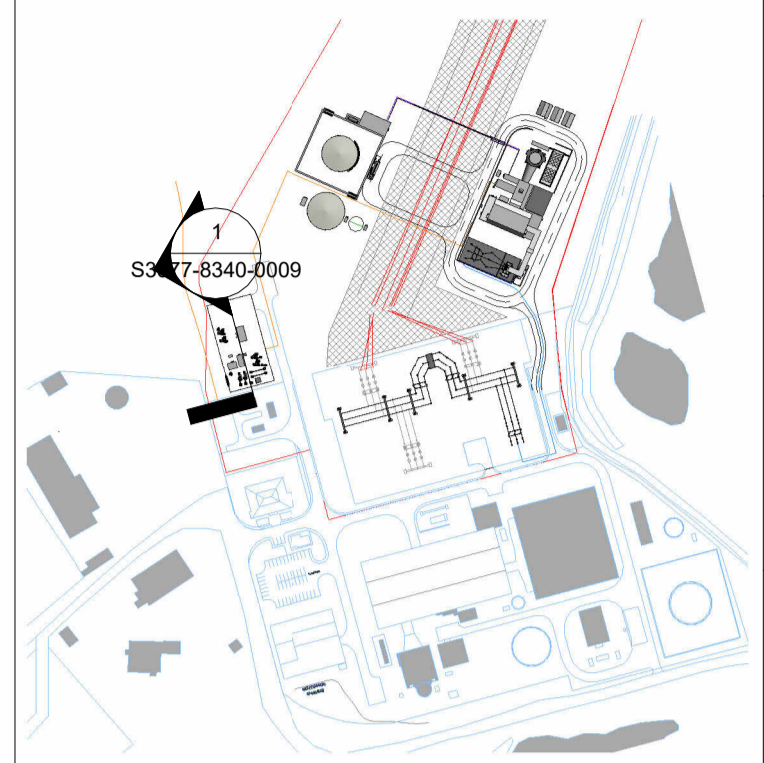
DRAWING STATUS:	FOR PLANNING	
DRAWN BY:	AO1	DATE: 07.08.23
CHECKED BY:	DTW	DATE: 07.08.23
APPROVED BY:	HHE	DATE: 07.08.23
FILENAME:	S3577-8910-0001DW Tynagh North OCGT R8.0	
OFFICE OF ISSUE:	DUBLIN	
SHEET SIZE:	A2	SCALE: 150
DRAWING No.:	S3577-8330-0008	REVISION: R2.0
	Sheet1 of 1	

1 2 3 4 5 6 7 8 9 10

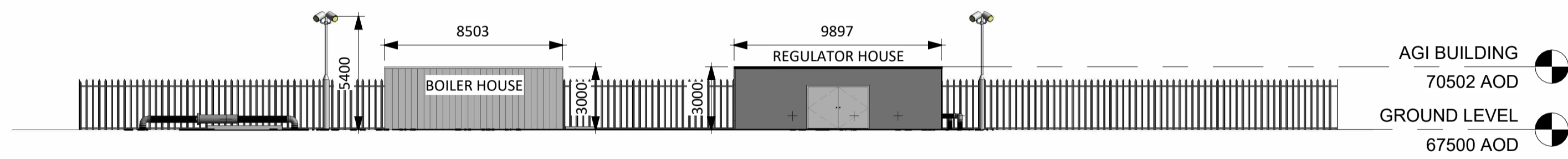
ALL INFORMATION ON THIS DRAWING IS INDICATIVE ONLY,
AND MAY BE SUBJECT TO
FURTHER DESIGN DEVELOPMENT.

DO NOT SCALE

NOTES:



AGI Key Plan
1 : 5000



1 AGI Section
1 : 200

R2.0	FOR PLANNING	AO1	DTW	HHE	10.08.23
R1.0	FOR PLANNING	AO1	DTW	HHE	07.08.23
REV.	DETAILS OF REVISION	DRAWN	CHKD	APR	DATE

FICHTNER
CONSULTING ENGINEERS LIMITED

92 George's Street Lower
Dun Laoghaire
Co Dublin, A96 VR66
Tel: +353 (1)506 0632
Website: www.fichtner.ie

CLIENT: **EPED**

SITE: **TYNAGH NORTH**

PROJECT: **TYNAGH NORTH**

TITLE: **AGI SECTION**

DRAWING STATUS:	FOR PLANNING	
DRAWN BY:	AO1	DATE: 07.08.23
CHECKED BY:	DTW	DATE: 07.08.23
APPROVED BY:	HHE	DATE: 07.08.23

FILENAME: S3577-8910-0001DW Tynagh North OCGT R8.0
OFFICE OF ISSUE: DUBLIN

SHEET SIZE: A2 SCALE: 1:200
DRAWING No.: **S3577-8340-0009** REVISION: **R2.0**

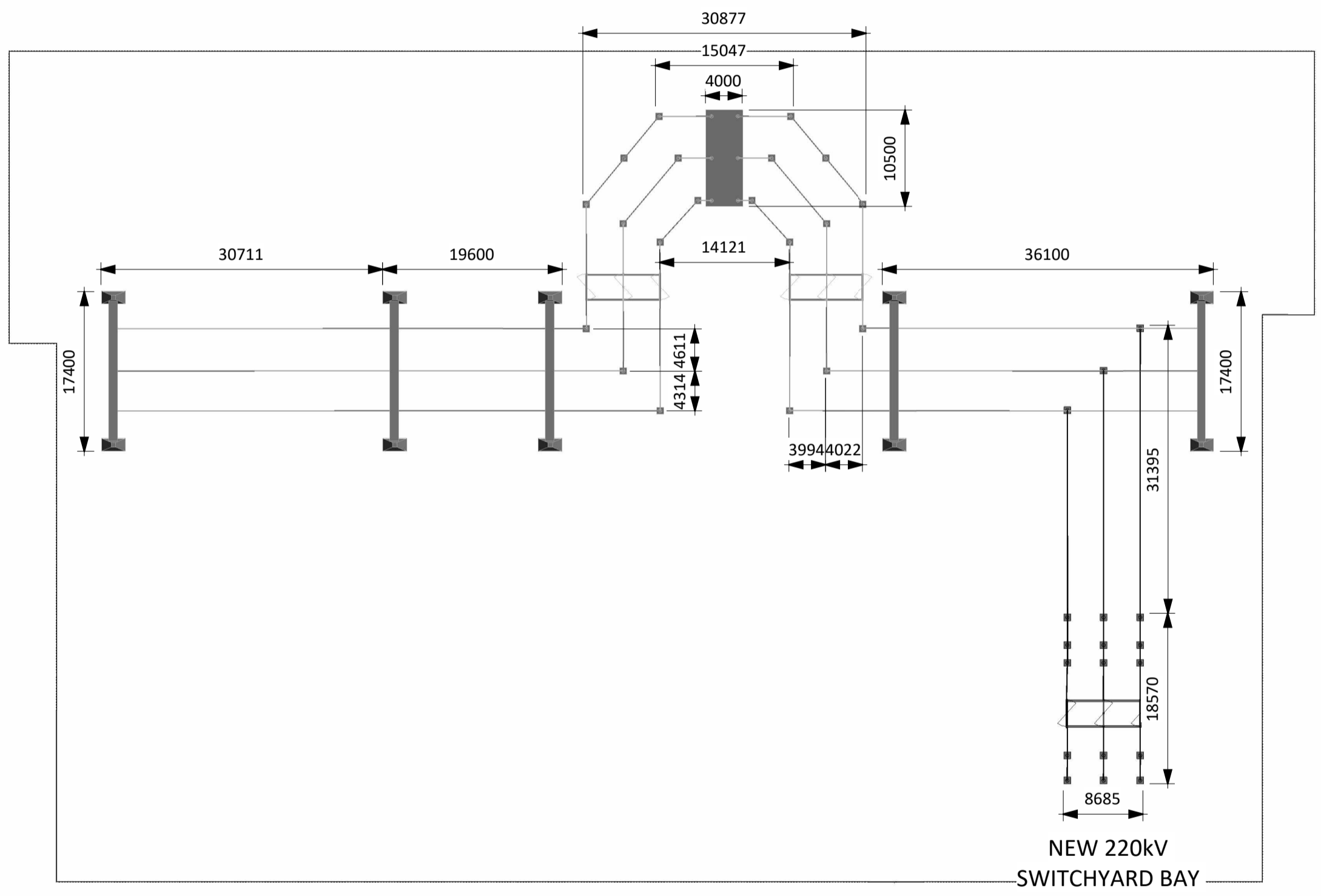
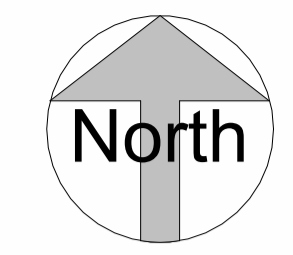


1 2 3 4 5 6 7 8 9 10

A
B
C
D
E
F
G
H

A
B
C
D
E
F
G
H

Ground Level & FFL
67500 AOD

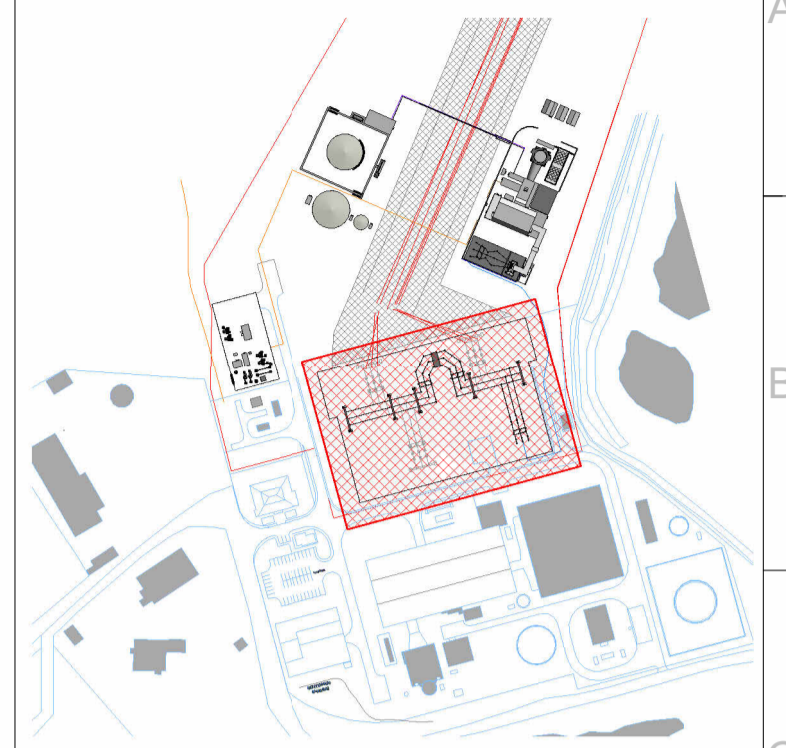


1 Substation Plan
1 : 500

ALL INFORMATION ON THIS DRAWING IS INDICATIVE ONLY,
AND MAY BE SUBJECT TO
FURTHER DESIGN DEVELOPMENT.

DO NOT SCALE

NOTES:



Substation Key Plan
1 : 5000

NOTE:

ALL EXISTING INFRASTRUCTURE SHOWN
GREYED OUT

R2.0	FOR PLANNING	AO1	DTW	HHE	07.08.23
R1.0	FOR PLANNING	AO1	DTW	HHE	07.08.23
REV.	DETAILS OF REVISION	DRAWN	CHKD	APR	DATE

FICHTNER
CONSULTING ENGINEERS LIMITED

92 George's Street Lower
Dun Laoghaire
Co Dublin, A96 VR66
Tel: +353 (1)506 0632
Website: www.fichtner.ie

CLIENT: EPED


SITE: TYNAGH NORTH

PROJECT: TYNAGH NORTH

TITLE: SUBSTATION PLAN

DRAWING STATUS:	FOR PLANNING	
DRAWN BY:	AO1	DATE: 07.08.23
CHECKED BY:	DTW	DATE: 07.08.23
APPROVED BY:	HHE	DATE: 07.08.23
FILENAME:	S3577-8910-0001DW Tynagh North OCGT R8.0	
OFFICE OF ISSUE:	DUBLIN	
SHEET SIZE:	A2	SCALE: 1:500

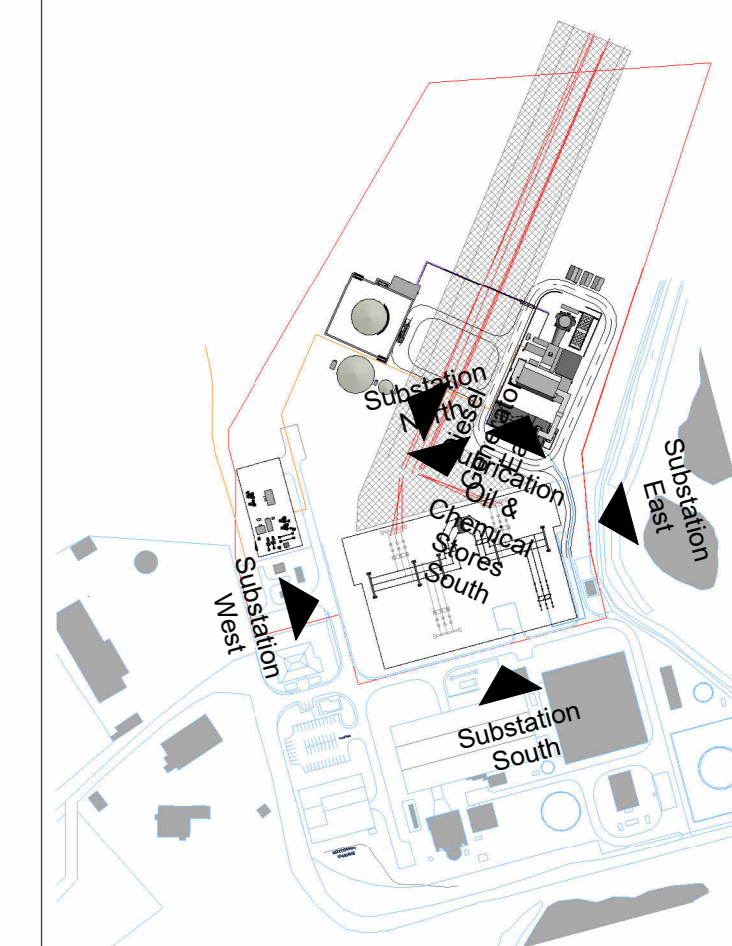
DRAWING No.: **S3577-8310-0012** REVISION: **R2.0**
Sheet1 of 1



ALL INFORMATION ON THIS DRAWING IS SUBJECT TO REVISION AT DETAILED DESIGN

DO NOT SCALE

NOTES:



Substation Key Plan
1 : 5000

NOTE:

ALL EXISTING INFRASTRUCTURE SHOWN GREYED OUT

R2.0	FOR PLANNING	AO1	DTW	HHE	10.08.23
R1.0	FOR PLANNING	AO1	DTW	HHE	07.08.23
REV.	DETAILS OF REVISION	DRAWN	CHKD	APR	DATE

FICHTNER
CONSULTING ENGINEERS LIMITED

92 George's Street Lower
Dun Laoghaire
Co Dublin, A96 VR66
Tel: +353 (1) 506 0632
Website: www.fichtner.ie

CLIENT: EPD

SITE: TYNAGH NORTH

PROJECT: TYNAGH NORTH

TITLE: SUBSTATION ELEVATIONS

TODDS DRAWING No.:

DRAWING STATUS: FOR PLANNING					
DRAWN BY:	AO1	DATE:	07.08.23		
CHECKED BY:	DTW	DATE:	07.08.23		
APPROVED BY:	HHE	DATE:	07.08.23		
FILENAME:	S3577-8910-0001DW Tynagh North OCGT R8.0				
OFFICE OF ISSUE:	DUBLIN				
SHEET SIZE:	A1	SCALE:	1:250		
FICHTNER DRAWING No.:	S3577-8330-0009				REVISION:
				Sheet 1	of 1

NEW 220kV
SWITCHYARD BAY

17000

GROUND LEVEL
67500 AOD

1 Substation North
1 : 250

NEW 220kV
SWITCHYARD BAY

9000

GROUND LEVEL
67500 AOD

2 Substation South
1 : 250

NEW 220kV
SWITCHYARD BAY

4000

GROUND LEVEL
67500 AOD

3 Substation East
1 : 250

NEW 220kV
SWITCHYARD BAY

17000

GROUND LEVEL
67500 AOD

4 Substation West
1 : 250



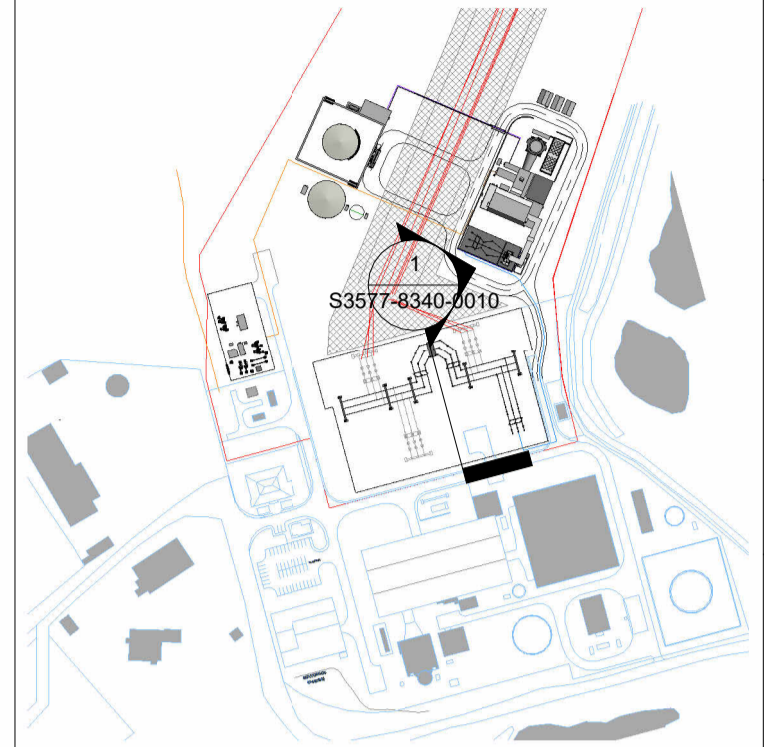
GRAPHIC SCALE 1:250

1 2 3 4 5 6 7 8 9 10

ALL INFORMATION ON THIS DRAWING IS INDICATIVE ONLY,
AND MAY BE SUBJECT TO
FURTHER DESIGN DEVELOPMENT.

DO NOT SCALE

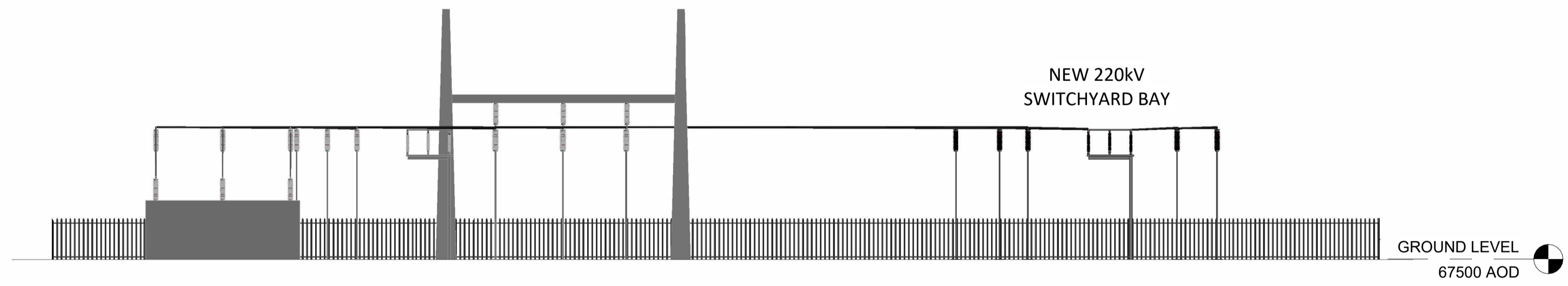
NOTES:



Substation Key Plan
1 : 5000

NOTE:

ALL EXISTING INFRASTRUCTURE SHOWN
GREYED OUT



1 Substation Section
1 : 250

R2.0	FOR PLANNING	AO1	DTW	HHE	10.08.23
R1.0	FOR PLANNING	AO1	DTW	HHE	07.08.23
REV.	DETAILS OF REVISION	DRAWN	CHKD	APR	DATE

FICHTNER
CONSULTING ENGINEERS LIMITED

92 George's Street Lower
Dun Laoghaire
Co Dublin, A96 VR66
Tel: +353 (1)506 0632
Website: www.fichtner.ie

CLIENT: **EPED**

SITE: **TYNAGH NORTH**

PROJECT: **TYNAGH NORTH**

TITLE: **SUBSTATION SECTION**

DRAWING STATUS:	FOR PLANNING	
DRAWN BY:	AO1	DATE: 07.08.23
CHECKED BY:	DTW	DATE: 07.08.23
APPROVED BY:	HHE	DATE: 07.08.23
FILENAME:	S3577-8910-0001DW Tynagh North OCGT R8.0	

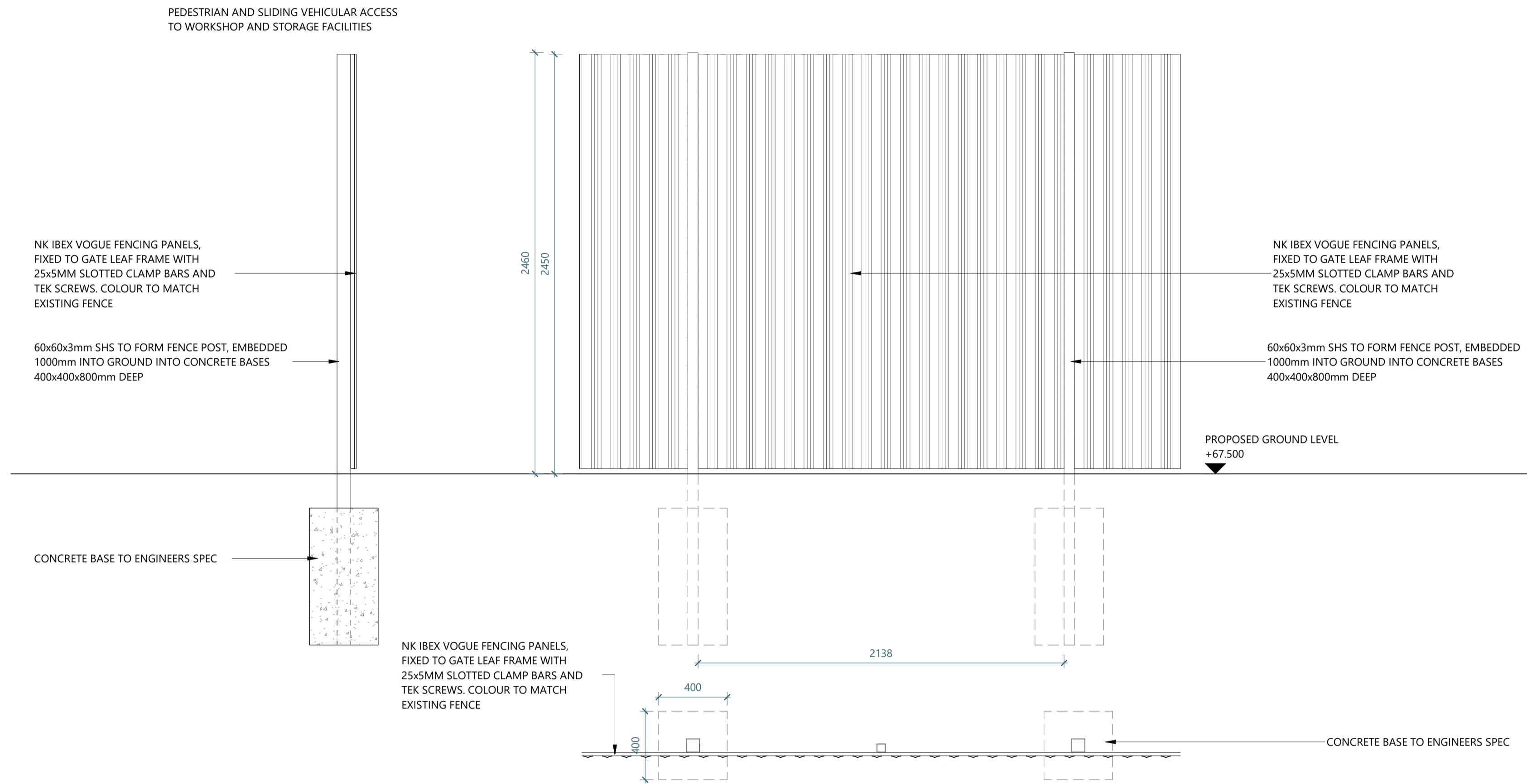
OFFICE OF ISSUE: **DUBLIN**
SHEET SIZE: **A2** SCALE: 1:500

DRAWING No.: **S3577-8340-0010** REVISION: **R2.0**
Sheet1 of 1

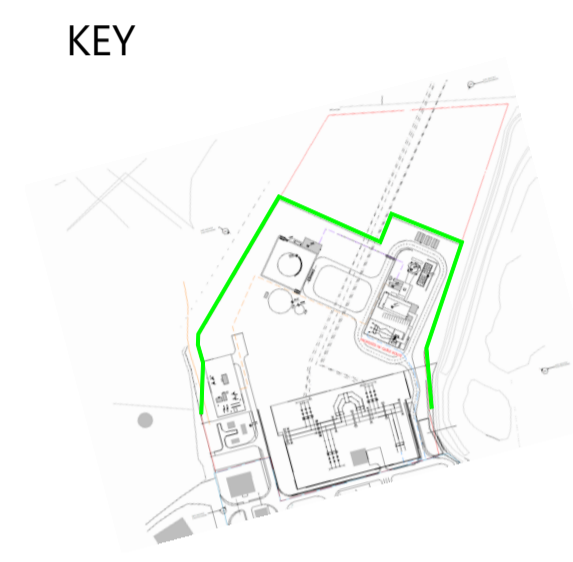


1 2 3 4 5 6 7 8 9 10

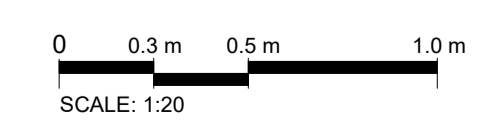
DISCLAIMER:
 TODD Architects confirm that recipients can only rely on approved controlled document formats in construction projects. Controlled document formats include original hard copy drawings issued by TODD Architects, or unprinted PDF/DWF images of drawings received from TODD Architects.
 TODD Architects cannot ensure the accuracy of drawings, used in an uncontrolled document format which may be altered or misinterpreted as a result of human error on the part of the recipient, or as a result of the incompatibility of computer systems when opening or printing computer aided drawings. Uncontrolled document formats include: computer aided design files, printers which have been created by the recipient from non-controlled file formats, photocopies of original hard copy drawings from TODD Architects, draft drawings supplied by TODD Architects for information purposes only.
 TODD Architects accept no responsibility for any loss or damage arising as a result of reliance by the recipient or any third party on uncontrolled document formats, reliance upon which will be entirely at the risk of the recipient.
 Contractors are responsible for the verification of all dimensions on site and the architect is to be informed of any discrepancy.
 Do not scale from this drawing.
 Use figured dimensions only.



LOCATION HIGHLIGHTED IN GREEN LINE



2 PROPOSED FENCING DETAILS
 1 : 20



Rev.	Date	Issued For	Comments	Drawn by	Checked by
	10/08/23	Issued for Rev			TODD
	08/08/23	Issued For	Comments		TODD

Client: **EP ENERGY DEVELOPMENTS Ltd.**

Project Name: **TYNAGH NORTH**

Drawing Title: **PROPOSED FENCING DETAIL**

TODD Architects
 2nd Floor Titanic House,
 6 Queens Road, Belfast,
 BT3 9DT
 T: +44 (0) 28 9024 5587
 E: info@toddarch.co.uk


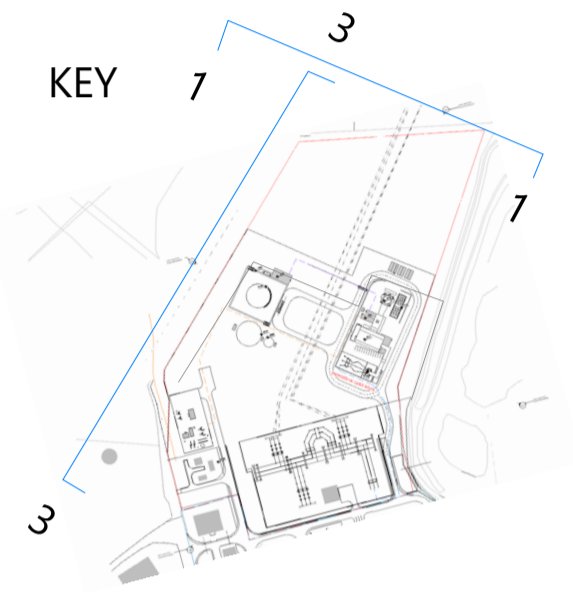


Date	Drawn by	Checked by	Scale	As indicated	Page
08/06/23	Author	Checker	As indicated		A1

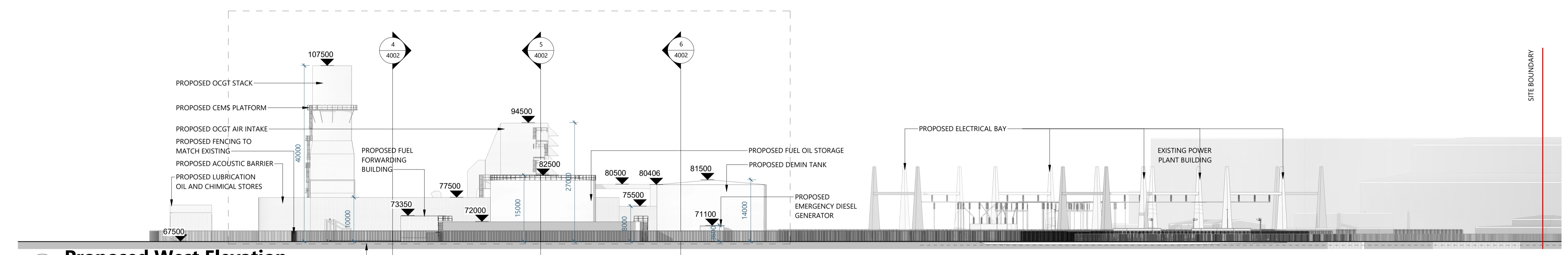
Project No: **21024**
 Status: **Planning Application**
 Drawing Number: **TYN-TOD-ZZ-ZZ-DR-A-8004**

DISCLAIMER:
TODD Architects confirm that recipients can only rely on approved controlled document formats in construction projects. Controlled document formats include original hard copy drawings issued by TODD Architects, or unprinted PDF/DWF images of drawings received from TODD Architects.
TODD Architects cannot ensure the accuracy of drawings, used in an uncontrolled document format which may be altered or misinterpreted as a result of human error on the part of the recipient, or as a result of the incompatibility of computer systems when opening or printing computer aided drawings. Uncontrolled document formats include: computer aided design files, printers which have been created by the recipient from non-controlled file formats, photocopies of original hard copy drawings from TODD Architects, draft drawings supplied by TODD Architects for information purposes only.
TODD Architects accept no responsibility for any loss or damage arising as a result of reliance by the recipient or any third party on uncontrolled document formats, reliance upon which will be entirely at the risk of the recipient.
Contractors are responsible for the verification of all dimensions on site and the architect is to be informed of any discrepancy.
Do not scale from this drawing.
Use figured dimensions only.

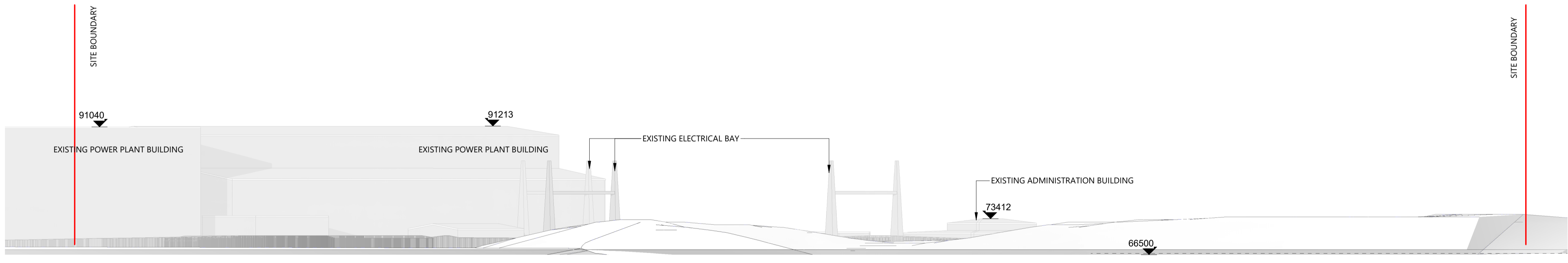
LEGEND:
SITE BOUNDARY



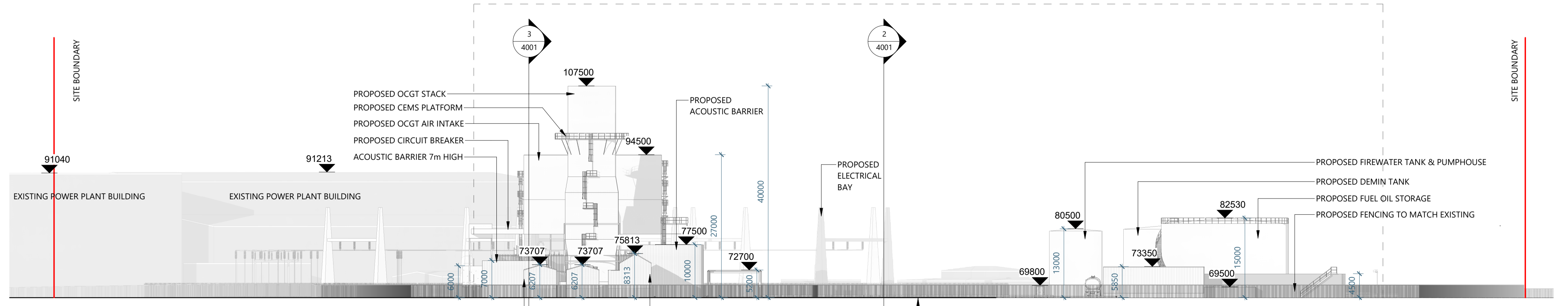
2 Existing West Elevation
1 : 500



3 Proposed West Elevation
1 : 500




4 Existing North Elevation
1 : 500



1 Proposed North Elevation
1 : 500

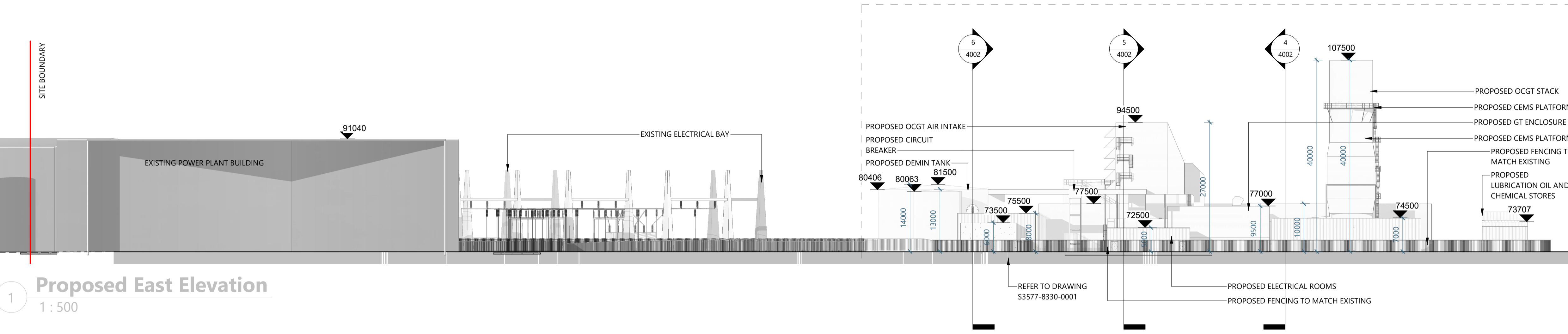
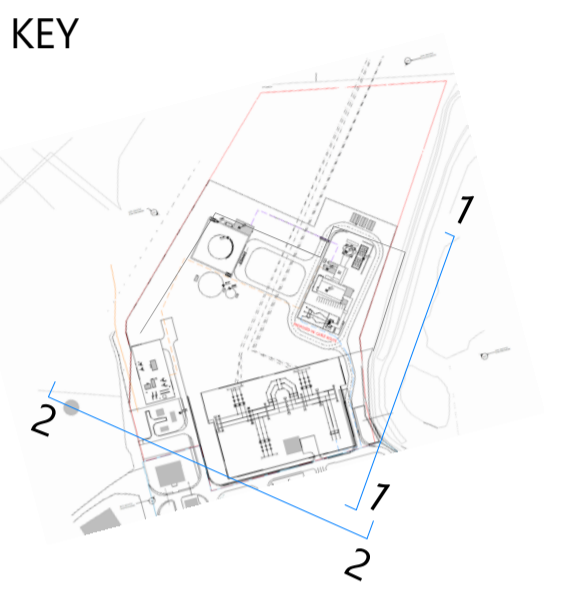
10/08/23	Issued For Rev	TODD
08/08/23	Issued For Comments	TODD
Rev:	Date:	Description:
Drawn by:	Checked by:	
Client: EP ENERGY DEVELOPMENTS Ltd.		
Project Name: TYNAGH NORTH		
Drawing Title: Existing & Proposed Site Elevations (West and North)		
TODD Architects 2nd Floor Titanic House, 6 Queens Road, Belfast, BT3 9QT T: +44 (0) 28 9024 5587 E: info@toddarch.co.uk		
Date:	Drawn by:	Scale: As indicated
08/06/23	AS	PL
Project No:	Status:	Page: A1
21024	Planning Application	
Drawing Number: TYN-TOD-ZZ-DR-A-3001		
© TODD Architects Ltd All rights reserved		

DISCLAIMER:
TODD Architects confirm that recipients can only rely on approved controlled document formats in construction projects. Controlled document formats include original hard copy drawings issued by TODD Architects, or unprinted PDF/DWF images of drawings received from TODD Architects.
TODD Architects cannot ensure the accuracy of drawings, used in an uncontrolled document format which may be altered or misinterpreted as a result of human error on the part of the recipient, or as a result of the incompatibility of computer systems when opening or printing computer aided drawings. Uncontrolled document formats include: computer aided design files, printers which have been created by the recipient from non-controlled file formats, photocopies of original hard copy drawings from TODD Architects, draft drawings supplied by TODD Architects for information purposes only.
TODD Architects accept no responsibility for any loss or damage arising as a result of reliance by the recipient or any third party on uncontrolled document formats, reliance upon which will be entirely at the risk of the recipient.
Contractors are responsible for the verification of all dimensions on site and the architect is to be informed of any discrepancy.
Do not scale from this drawing.
Use figured dimensions only.

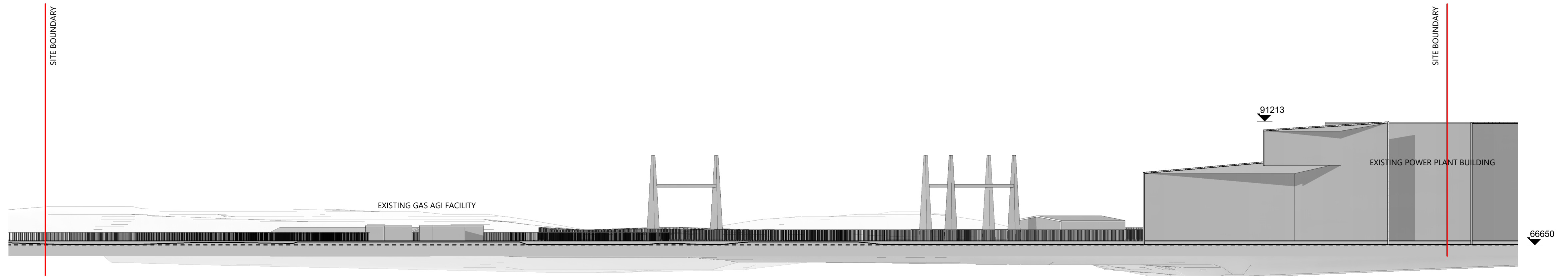


3 **Existing East Elevation**
1 : 500

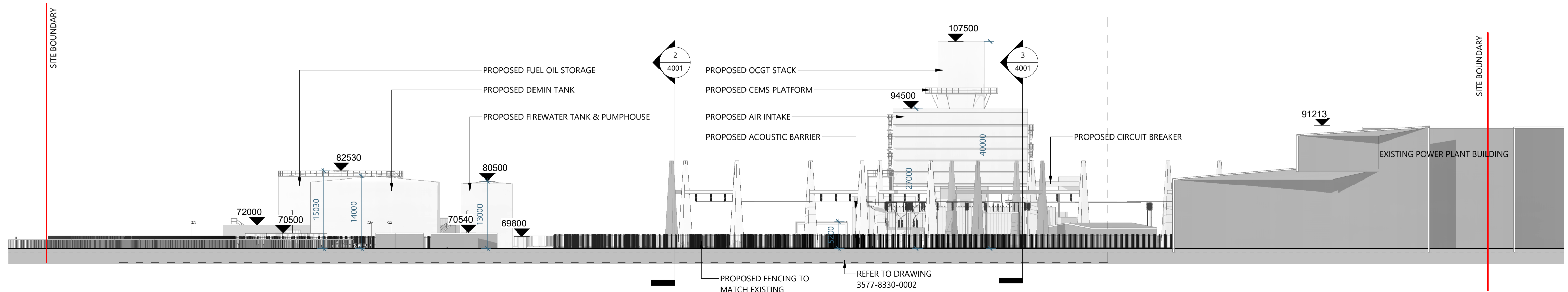
LEGEND:
SITE BOUNDARY



1 **Proposed East Elevation**
1 : 500



4 **Existing South Elevation**
1 : 500



2 **Proposed South Elevation**
1 : 500

Rev.	Date	Issued For	Comments	Drawn by	Checked by
10/08/23		Issued For Rev			TODD
08/08/23		Issued For Comments			TODD

Client: EP ENERGY DEVELOPMENTS Ltd.

Project Name: TYNAGH NORTH

Drawing Title: Existing & Proposed Site Elevations (East and South)

TODD Architects
2nd Floor Titanic House,
6 Queens Road, Belfast,
BT3 9DT
T: +44 (0) 28 9034 5587
E: info@toddarch.co.uk

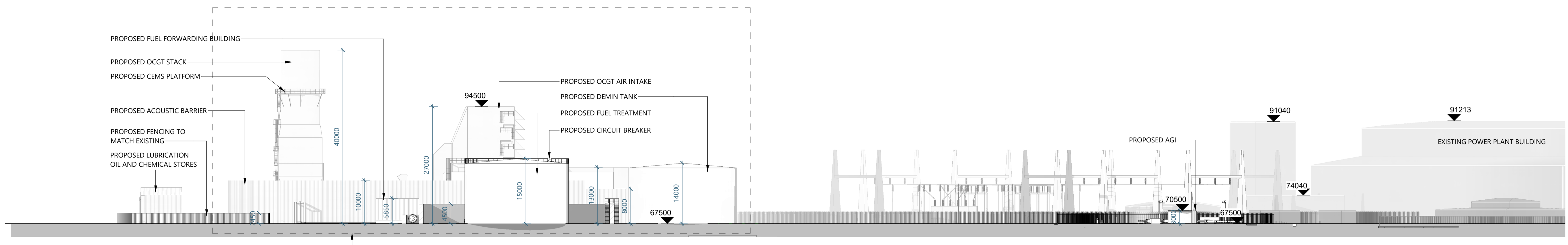
Date	Drawn by	Checked by	Scale	Page
08/06/23	AS	PL	As indicated	A1

Project No: 21024 Status: Planning Application Revision:

Drawing Number: **TYN-TOD-ZZ-DR-A-3002**

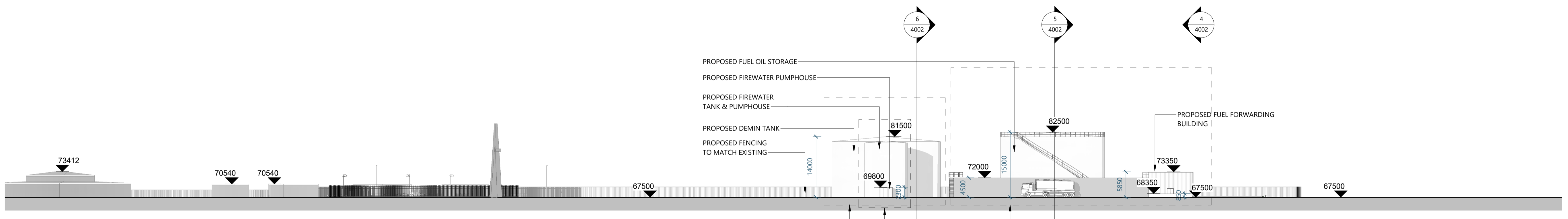
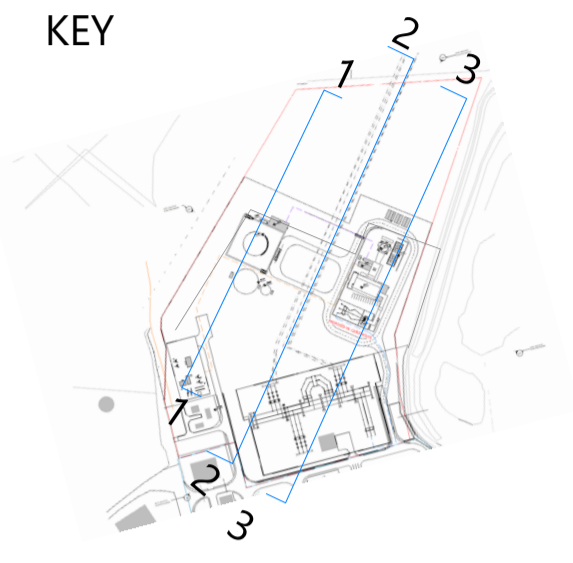
© TODD Architects Ltd. All rights reserved.

DISCLAIMER:
TODD Architects confirm that recipients can only rely on approved controlled document formats in construction projects. Controlled document formats include original hard copy drawings issued by TODD Architects, or unprinted PDF/DWG images of drawings received from TODD Architects.
TODD Architects cannot ensure the accuracy of drawings, used in an uncontrolled document format which may be altered or misinterpreted as a result of human error on the part of the recipient, or as a result of the incompatibility of computer systems when opening or printing computer aided drawings. Uncontrolled document formats include: computer aided design files, prints which have been created by the recipient from non-controlled file formats, photocopies of original hard copy drawings from TODD Architects, draft drawings supplied by TODD Architects for information purposes only.
TODD Architects accept no responsibility for any loss or damage arising as a result of reliance by the recipient or any third party on uncontrolled document formats, reliance upon which will be entirely at the risk of the recipient.
Contractors are responsible for the verification of all dimensions on site and the architect is to be informed of any discrepancy.
Do not scale from this drawing.
Use figured dimensions only.



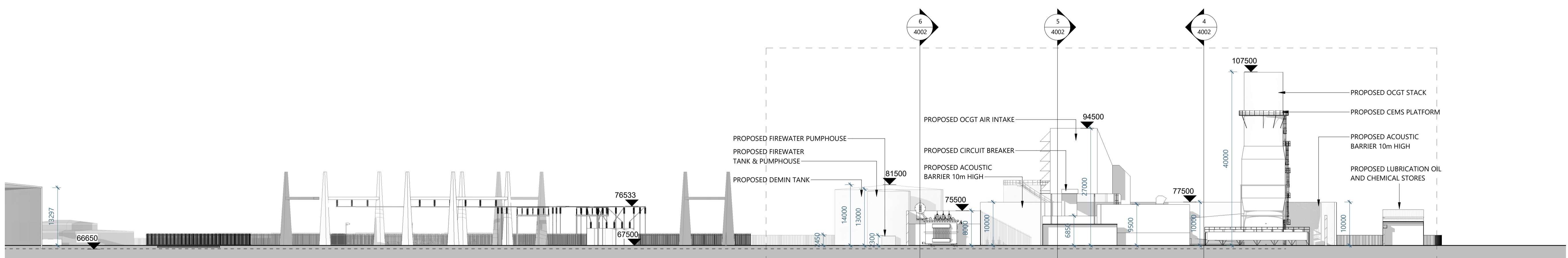
1 **Section 1**
1 : 500

REFER TO DRAWING S3577-8330-0001



2 **Section 2**
1 : 500

REFER TO DRAWING S3577-8330-0005
REFER TO DRAWING S3577-8330-0003
REFER TO DRAWING S3577-8330-0004



3 **Section 3**
1 : 500

REFER TO DRAWING S3577-8330-0001

Rev.	Date	Issued For	Comments	Drawn by	Checked by
10.08.23		Issued For Rev			TODD
08.08.23		Issued For Comments			TODD

Client: **EP ENERGY DEVELOPMENTS Ltd.**

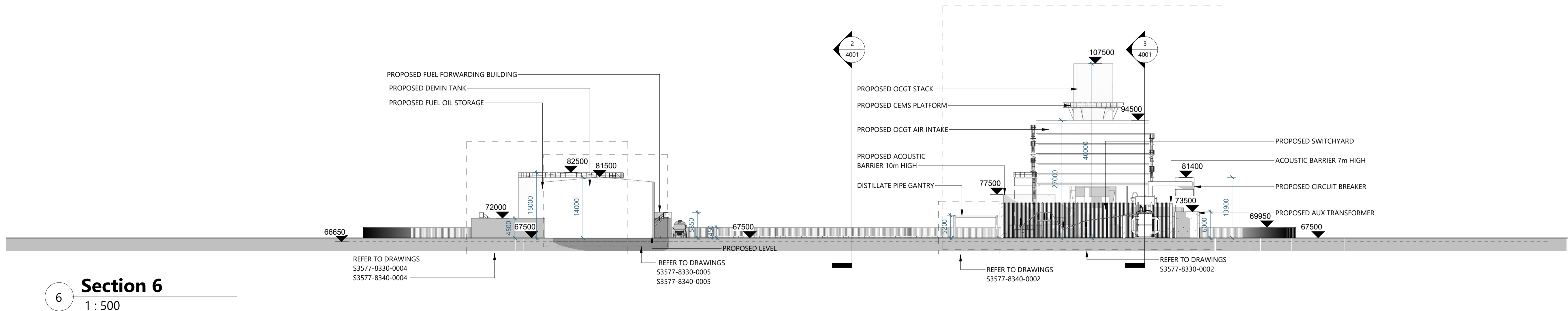
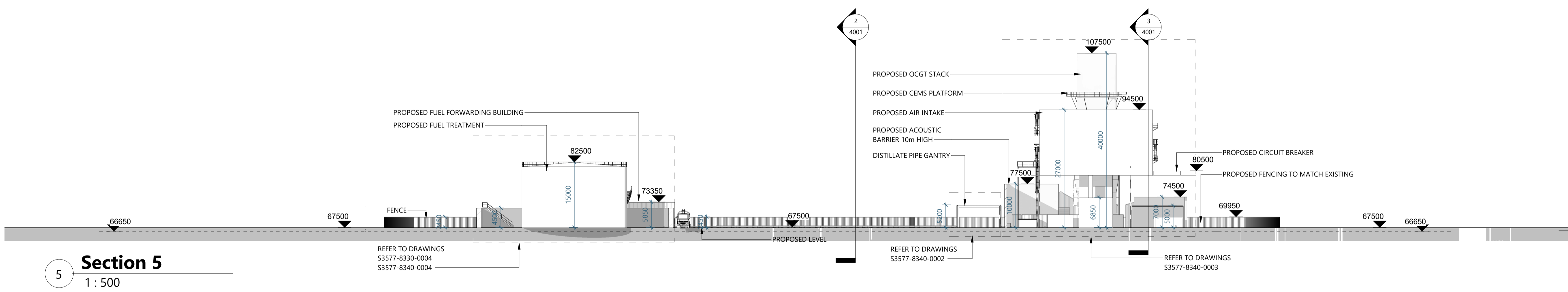
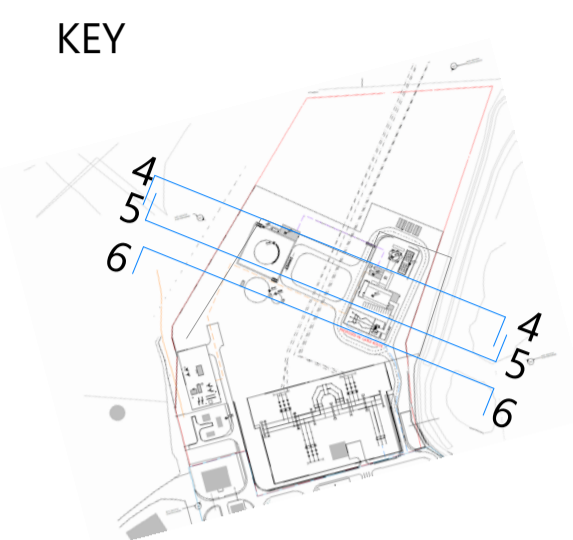
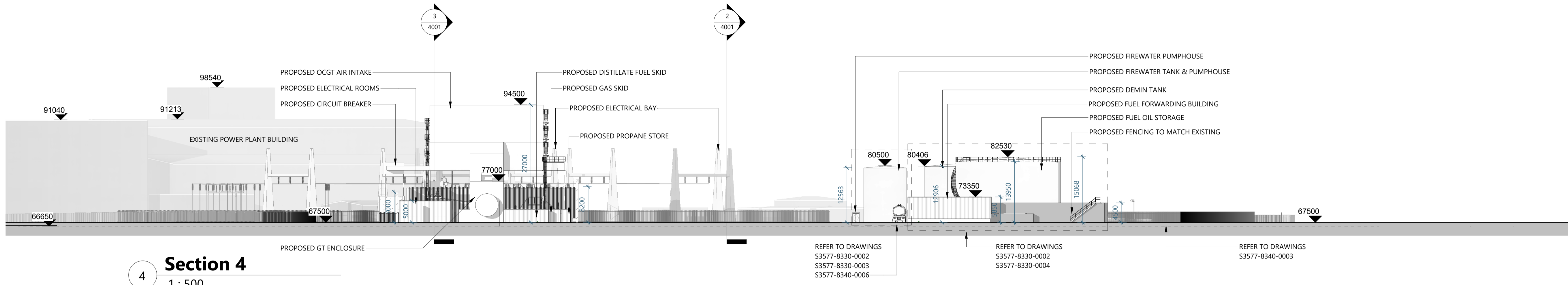
Project Name: **TYNAGH NORTH**

Drawing Title: **Section Drawings - Proposed Site Sections**

TODD Architects 2nd Floor Titanic House, 6 Queens Road, Belfast, BT3 9DT T: +44 (0) 28 904 5587 E: info@toddarch.co.uk	Date: 08/06/23	Drawn by: AS	Checked by: PL	Scale: As indicated	Page: A1
---	----------------	--------------	----------------	---------------------	----------

Project No: 21024	Status: Planning Application	Revision:
Drawing Number: TYN-TOD-ZZ-ZZ-DR-A-4001		

DISCLAIMER:
TODD Architects confirm that recipients can only rely on approved controlled document formats in construction projects. Controlled document formats include original hard copy drawings issued by TODD Architects, or unprinted PDF/DWG images of drawings received from TODD Architects.
TODD Architects cannot ensure the accuracy of drawings, used in an uncontrolled document format which may be altered or misinterpreted as a result of human error on the part of the recipient, or as a result of the incompatibility of computer systems when opening or printing computer aided drawings. Uncontrolled document formats include: computer aided design files, prints which have been created by the recipient from non-controlled file formats, photocopies of original hard copy drawings from TODD Architects, draft drawings supplied by TODD Architects for information purposes only.
TODD Architects accept no responsibility for any loss or damage arising as a result of reliance by the recipient or any third party on uncontrolled document formats, reliance upon which will be entirely at the risk of the recipient.
Contractors are responsible for the verification of all dimensions on site and the architect is to be informed of any discrepancy.
Do not scale from this drawing.
Use figured dimensions only.



10/08/23	Issued For Rev	TODD
08/08/23	Issued For Comments	TODD
Rev:	Date:	Description:
Client:	EP ENERGY DEVELOPMENTS Ltd.	
Project Name:	TYNAGH NORTH	
Drawing Title:	Section Drawings - Proposed Site Sections	
TODD Architects	2nd Floor Titanic House, 6 Queens Road, Belfast, BT3 9DT T: +44 (0) 28 9034 5587 E: info@toddarch.co.uk	
Date:	Down by:	Scale:
08/06/23	AS	As indicated
Project No:	Status:	Revision:
21024	Planning Application	
Drawing Number:	TYN-TOD-ZZ-DR-A-4002	
© TODD Architects Ltd. All rights reserved		